

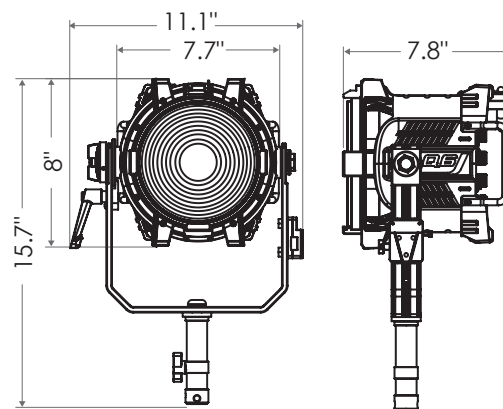
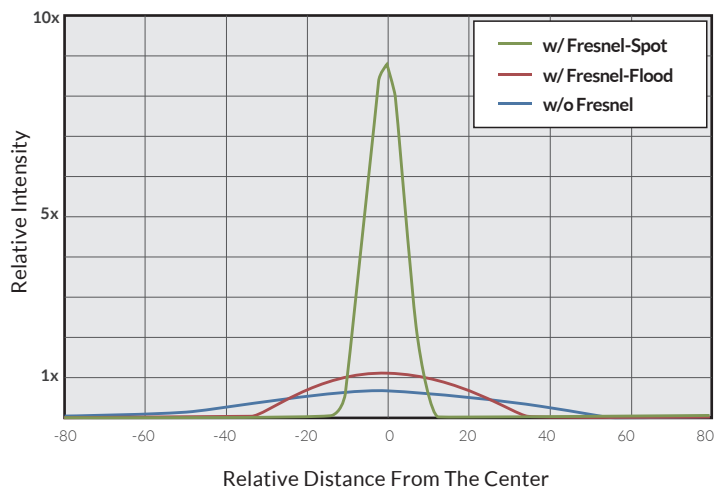
The **Q6 COLOR** is a 175W 6" LED Fresnel that generates high-quality full-color light output. This fixture uses the latest iteration of Fiilex's Dense Matrix LED technology to deliver color quality and optical versatility that are superior to previous generations of LED fresnels. With its wide spot/ flood range, smooth dimming to 0%, no flicker, high CRI, and compatible with CRMX wireless application, the Q6 COLOR combines the extensive feature set of top-tier full color LEDs with the performance of a tungsten fresnel.



## FEATURES

- High-CRI white light output (2000-10000K)
- 8 and 16-bit color modes: CCTRGBW, CCTHSI, CIEy, etc.
- 11°-47° spot/flood range with no optical aberrations
- V-mount power supply swaps easily with 26V batteries
- Removable fresnel for wider throw / softbox compatibility
- Extremely lightweight- 8.4lbs
- Smooth and Sharp dimming modes
- DMX-controllable fan modes: Full, Variable, Silent, Off
- IP-X5 Rating (water resistant)
- 8-leaf barndoor cuts clean with no color splitting

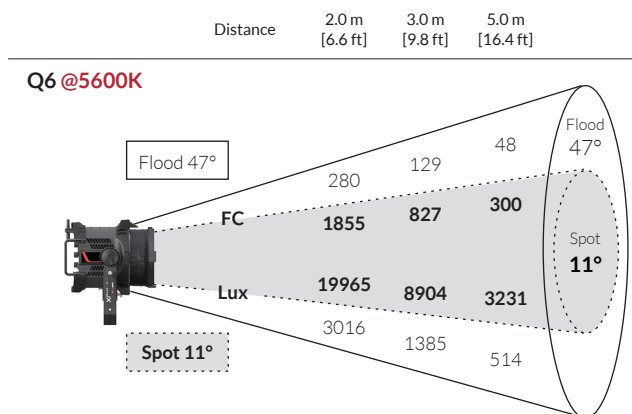
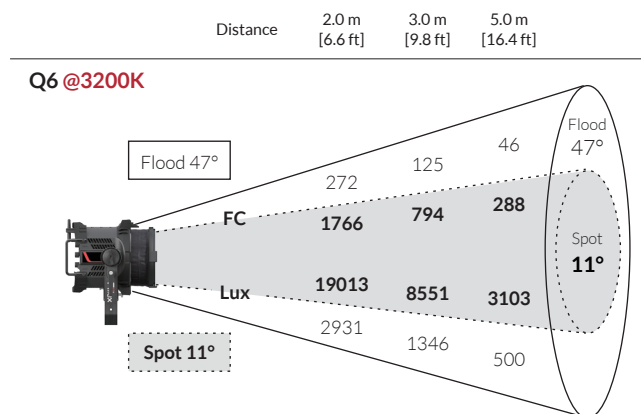
## BEAM PROFILE



### SPECIFICATIONS

|                       |   |
|-----------------------|---|
| Fresnel Diameter      | 6"  |
| Beam Angle            | 11°-47° with fresnel (66° without fresnel)                  |
| CCT Range             | 2000-10000K continuous tuning + magenta/green shift         |
| CRI / TLCI            | 95 / 90 typical   |
| Control Modes         | CCT, HSI, RGBW, GEL, CCTRGBW, CCTHSI, CIEy, ICTHS, and more |
| Dimming               | 100 - 0% flicker free                                       |
| Dimming Modes / Curve | Smooth, Sharp / Linear, Gamma                               |
| Light Engine          | DiCon Dense Matrix LED                                      |
| Power Consumption     | 175W max AC   160W max DC                                   |
| BTUs/hour             | 596 (BTUs/hour) max   |
| DC Input              | 24-48V DC (via XLR-3)                                       |
| AC Input              | 100 - 240V AC, 50~60Hz                                      |
| DMX/RDM Port          | XLR-5   |
| Wireless Control      | Integrated LumenRadio CRMX TimoTwo                          |
| USB Power Output      | 5V/1A (via USB-A)   |
| USB-C Interface       | FW Update / Remote  |
| Weight                | Fixture: 8.4lbs / 3.8kg   Power adapter: 3.2lbs / 1.45kg    |
| Size (L x W x H)      | 7.8" x 11.1" x 15.7" / 19.7cm x 28.3cm x 39.7cm             |
| Mount Type            | Combo (baby stud female / junior stud male)                 |
| IP Rating             | IP-X5 (water-resistant)                                     |
| Thermal Design        | Controllable fan (OFF / SILENT / AUTO / FULL)               |
| Operating Temperature | 32 - 104°F / 0 - 40°C                                       |

### PHOTOMETRIC DATA



### OPTIONAL ACCESSORIES



RPU  
FLXRPU



Flexible Energy  
Source 270  
FLXFES-270



DC Jumper Cable, 6 ft  
FLXQ6CLR-PSU-DCJ6-XLR3XLR3



V-Mount with  
5/8" Baby Pin Receiver  
FLXQ6CLR-PSU-VMOUNT-BABY