



Perfect In-camera
Performance



Black Pearl BP2 is specially developed for use in the film industry and xR applications. Featuring in large-scale film projects, such as The Mandalorian and Westworld, its features have been adapted based on extensive testing and industry partners' feedback.

Creating the right canvas for virtual production is not just building any LED screen. It's where the LED panel, processing, and camera work together, complement and strengthen each other that real stunning results are achieved. ROE Visual Black Pearl has proven to be the right product for the job.

The BP2 V2 offers the trusted performance of the BP2 in an updated version with high-speed components. It results in an identical perfect in-camera performance as the BP2, adding quicker and easier camera set up and handling.



Specifications

Black Pearl	BP2 V1	BP2 V2
Pixel Pitch	2.84mm	2.84mm
Max Brightness Calibrated	1500nits	1500nits
Panel Dimension	500mm x 500mm x 90mm 19.69" x 19.69" x 3.54"	500mm x 500mm x 90mm 19.69" x 19.69" x 3.54"
Panel Resolution (H x V)	176 x 176	176 x 176
Panel Weight	9.35kg; 20.61lbs	9.35kg; 20.61lbs
Power Consumption Max / Average	160W / 80W	190W / 95W
BTU Max / Average	550 / 250	630 / 300
Transparency	Solid	Solid
Serviceability	Front	Front
Curving (Concave & Convex) *1	Concave 10°-Convex 10°	Concave 10°
Max. Hanging (panels) *2	20	20
Max. Stacking (panels) *3	12	12
LED Configuration	SMD 1515 Black	SMD 1515 Black
Viewing Angle Horizontal	140°	140°
Viewing Angle Vertical	140°	140°
Scan Ratio	1/11	1/8
Refresh Rate	1920Hz	7680Hz
Gray Scale	14bit	16bit
Frame Material	Magnesium Alloy	Magnesium Alloy
Processing Platform	Brompton / Evision / MVR	MVR / Brompton
Operational Temp / Humidity	-20°-45°C, 10-90%RH -4°-113°F, 10-90%RH	-20°-45°C, 10-90%RH -4°-113°F, 10-90%RH
Storage Temp / Humidity	-40°-60°C, 10-90%RH -40°-140°F, 10-90%RH	-40°-60°C, 10-90%RH -40°-140°F, 10-90%RH
IP Rating	Indoor	Indoor
Certifications	CE, ETL, FCC	CE, ETL, FCC

*Note: The Specifications are for reference, actual values may vary.

1. Convex curving ability only applies to custom tiles.
2. The max. hanging amount is only valid when the ROE Visual hanging bar and complementary accessories are used and in an indoor situation, safety factor is 8. No climbing is allowed.
3. The max. stacking amount is only valid when the ROE Visual stacking system and complementary accessories are used, sufficient ballast is applied and in an indoor situation. No climbing is allowed.

Dimensions



www.roevisual.com

ROE Visual Co., Ltd. | ROE Visual US, Inc. | ROE Visual Europe BV
roe@roevisual.com | roe@roevisual.com | roe@roevisual.com



Black Pearl

LED Panels for Film and Studio Applications

INDOOR LED PANELS

Premier Choice LED for Virtual Production.

ROE Visual LED panels prove to be the ideal solution and canvas to portray to sets and backgrounds created in virtual reality.

Easy Installation

Due to its stacking, hanging and curved installation options, the Black Pearl LED panels offer flexible installation solutions. Through concave or convex curving a larger field of view and a more immersive experience can be created.

Stacking


Hanging

Concave 10°



Fast and Easy Set-up

The integrated magnet-assisted assembly, LED protection and smart lock system allow for automatic positioning and efficient installation. These features guarantee optimum panel protection during build and break.




Superb Visuals and Perfect In-camera Behaviour

True-to-content effects are created with high refresh rates, outstanding color processing and great contrast ratios.

ROE Visual LED screens work with high-end components and state of the art driver IC's; making all the difference for the in-camera performance.



High refresh rates help to avoid visible scan-lines. BP2 series has a refresh rate up to 7680Hz.



With a bit-depth of 16-bit, color banding and inaccurate color representation are a problem of the past.



BP2 series offers low refresh cycles due to a low scan rate.



Highly efficient power supply



Intelligent module stores calibration



LED protection through special edge design

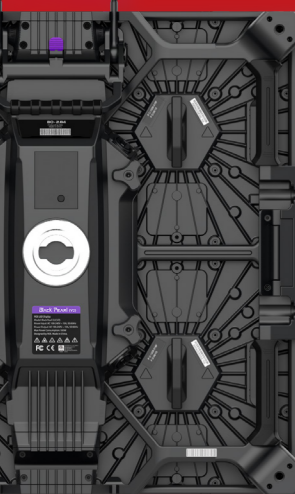


Magnet assisted assembly



Durable Magnesium frame

Mg



Indoor use



BP2 - 2.84mm

