

PHOTOMETRICS REPORT

OVATION

E-910FC



*LENS TUBE SOLD SEPARATELY


CHAUVET
PROFESSIONAL

Table of Contents

1. Testing Process	1
2. Photometric Reports	2
50° Lens – Full Power	2
Report Summary	2
Overall Measurement	2
Beam Details	3
Polar Diagrams	4
36° Lens – Full Power	5
Report Summary	5
Overall Measurement	5
Beam Details	6
Polar Diagrams	7
26° Lens – Full Power	8
Report Summary	8
Overall Measurement	8
Beam Details	9
Polar Diagrams	10
19° Lens – Full Power	11
Report Summary	11
Overall Measurement	11
Beam Details	12
Polar Diagrams	13
14° Lens – Full Power	14
Report Summary	14
Overall Measurement	14
Beam Details	15
Polar Diagrams	16

10° Lens – Full Power	17
Report Summary	17
Overall Measurement	17
Beam Details	18
Polar Diagrams	19
5° Lens – Full Power	20
Report Summary	20
Overall Measurement	20
Beam Details	21
Polar Diagrams	22
25–50% Zoom Lens – 50°– Full Power	23
Report Summary	23
Overall Measurement	23
Beam Details	24
Polar Diagrams	25
25–50% Zoom Lens – 25°– Full Power	26
Report Summary	26
Overall Measurement	26
Beam Details	27
Polar Diagrams	28
15–30% Zoom Lens – 30°– Full Power	29
Report Summary	29
Overall Measurement	29
Beam Details	30
Polar Diagrams	31
15–30% Zoom Lens – 15°– Full Power	32
Report Summary	32
Overall Measurement	32
Beam Details	33
Polar Diagrams	34

3. Chromaticity Reports	35
3200K	35
Report Summary	35
Chromaticity	36
TM-30-18 Details	37
5600K	38
Report Summary	38
Chromaticity	39
TM-30-18 Details	40
4. Contact Us	41

Testing Process

Total Illuminance Measurements

Illuminance is measured using the Viso Systems LabSpion[®], which takes multiple measurements across a light beam to calculate the total delivered lumens, beam, and field of a product. These values can be described as the empirical output of the product as it projects from the lens or lenses. All photometric data contained in this report are obtained from the actual illuminance of the tested Chauvet light source and are never theoretical values derived from calculations.

Testing Lab Equipment and Process

The Chauvet headquarters in Sunrise, Florida has a climate- and light-controlled photometric testing laboratory where Chauvet products are analyzed and photometric data are measured using the Viso Systems LabSpion[®] light measurement solution.

This system includes a spectrometer sensor, which measures the precise light and color output of the fixture, and a two-axis goniometer, which rotates the product to allow for multi-angle and multi-directional measurement. The Viso Light Inspector software then collects and summarizes the data. From the data gathered, the software can also measure the beam and field angles, accurate color temperature, color quality, and illuminance at multiple distances. The custom-built, Chauvet-specific template presents this information in the photometric and chromaticity reports that follow.

IES (Illuminating Engineering Society) files, an industry-standard file format, are also generated from each test for easy distribution of photometric data.

Several light meters are also used for specific products or to recheck for precision. Accuracy is verified using one or more of the devices listed below:

- Sekonic SpectroMaster C-700-U
- EXTECH HD450 Datalogging Heavy Duty Light Meter
- Asensetek Essence Lighting Passport

To ensure accurate measurements in every photometric or chromaticity test, Chauvet routinely calibrates the LabSpion[®] system every six months as recommended by Viso Systems.

Photometric Report

Ovation E-910FC: 50deg Lens, Full Power

Report Summary

Output

Total Lumens: 5051 lm
Peak Intensity: 10402 cd
Illuminance @ 5m: 416 lux
Fixture Efficacy: 23 lm/W

Optical

Horizontal Beam Angle (50%): 46.2°
Vertical Beam Angle (50%): 45.9°
Horizontal Field Angle (10%): 53.9°
Vertical Field Angle (10%): 54.1°
Horizontal Cutoff Angle (3%): 56.9°
Vertical Cutoff Angle (3%): 57°

Conditions

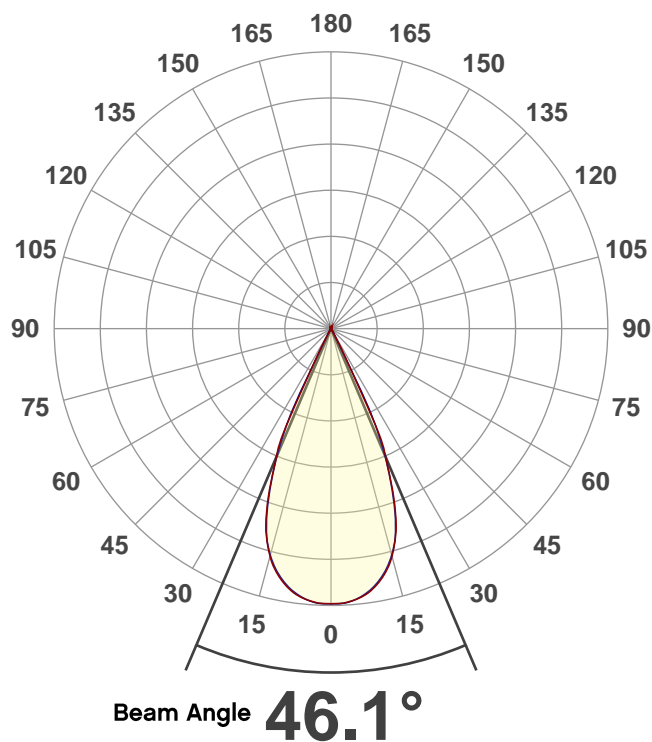
AC Supply: 120 V, 60 Hz
Power: 221.27 W
Current: 1.84 A
Power Factor: 0.99



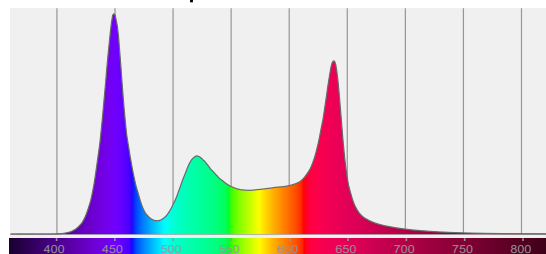
This data sheet conforms to American National Standard E1.9 – 2007 (R2017). All data was measured and calculated by a Viso Systems LabSpion Goniometer at the Chauvet PD Optics Laboratory in Sunrise, FL on 10/8/2019 to LM-63-2002 Standards.

Overall Measurement

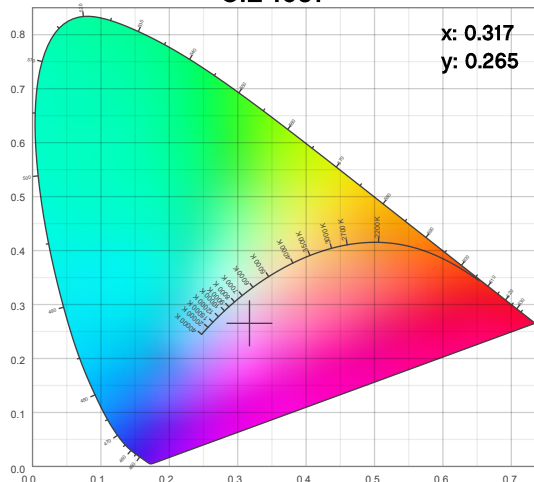
Angular Beam Distribution



Spectral Distribution



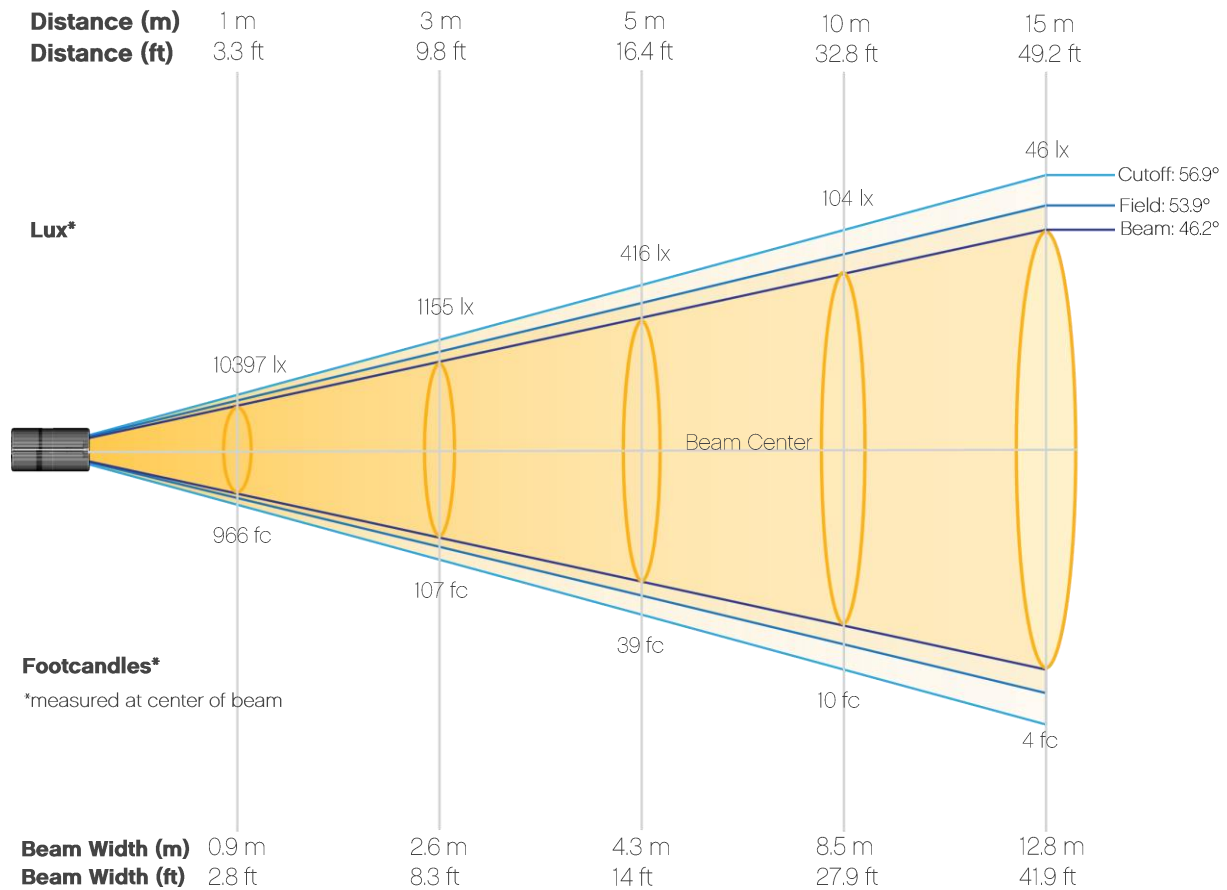
CIE 1931



Photometric Report

Ovation E-910FC: 50deg Lens, Full Power

Beam Details



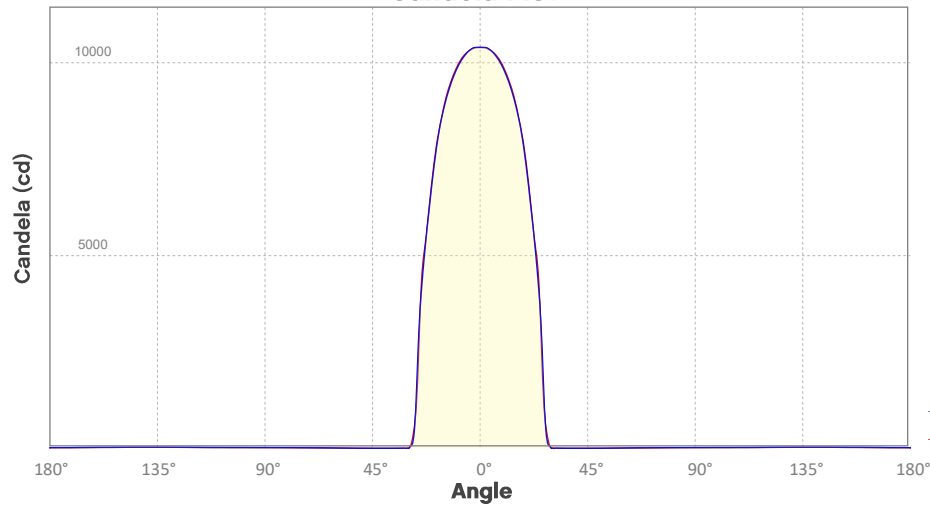
Beam Illuminances from 1-20m (3.3-65.6ft)

Distance	1m	2m	3m	4m	5m	6m	7m	8m	9m	10m
Lux	10397	2599	1155	650	416	289	212	162	128	104
Distance	11m	12m	13m	14m	15m	16m	17m	18m	19m	20m
Lux	86	72	62	53	46	41	36	32	29	26
Distance	3.3ft	6.6ft	9.8ft	13.1ft	16.4ft	19.7ft	23ft	26.2ft	29.5ft	32.8ft
FC	966	241	107	60	39	27	20	15	12	10
Distance	36.1ft	39.4ft	42.7ft	45.9ft	49.2ft	52.5ft	55.8ft	59.1ft	62.3ft	65.6ft
FC	8	7	6	5	4	4	3	3	3	2

Photometric Report

Ovation E-910FC: 50deg Lens, Full Power

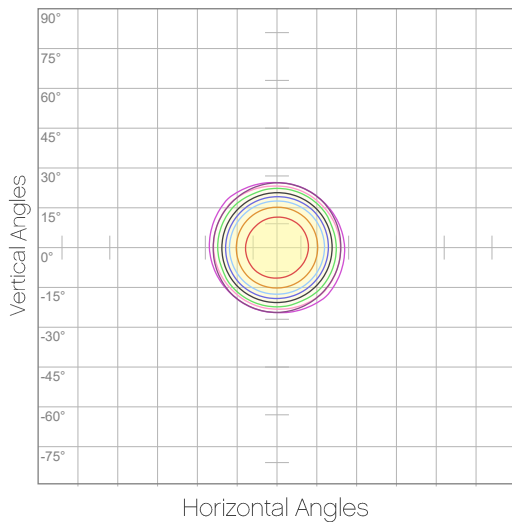
Candela Plot



Beam Angle (50%): 46.1°
Field Angle (10%): 54.2°
Cutoff Angle (3%): 56.9°

— Horizontal Distribution
— Vertical Distribution

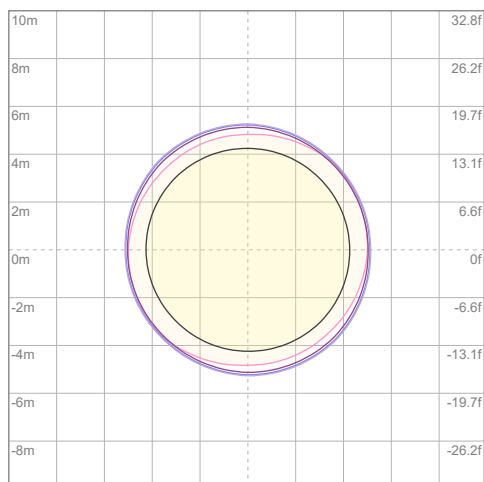
Polar Diagrams



iso-candela Diagram

10%	1040 cd
20%	2079 cd
30%	3119 cd
40%	4159 cd
50%	5199 cd
60%	6238 cd
70%	7278 cd
80%	8318 cd
90%	9357 cd

Conditions:
Number of c-planes: 8
Candela at center: 10397 cd



iso-illuminance Diagram

3%	3.12 lx
5%	5.20 lx
10%	10.4 lx
30%	31.2 lx
50%	52.0 lx

Conditions:
Number of c-planes: 8
Lux at center: 104 lx

Lux distribution on a surface when lamp is mounted at 10 meters from the surface.

Mounting height: 10 meters / 33 feet

Photometric Report

Ovation E-910FC: 36deg Lens, Full Power

Report Summary

Output

Total Lumens: 5353 lm
Peak Intensity: 23439 cd
Illuminance @ 5m: 937 lux
Fixture Efficacy: 24 lm/W

Optical

Horizontal Beam Angle (50%): 31.6°
Vertical Beam Angle (50%): 31.9°
Horizontal Field Angle (10%): 36.2°
Vertical Field Angle (10%): 36.2°
Horizontal Cutoff Angle (3%): 37.8°
Vertical Cutoff Angle (3%): 36.8°

Conditions

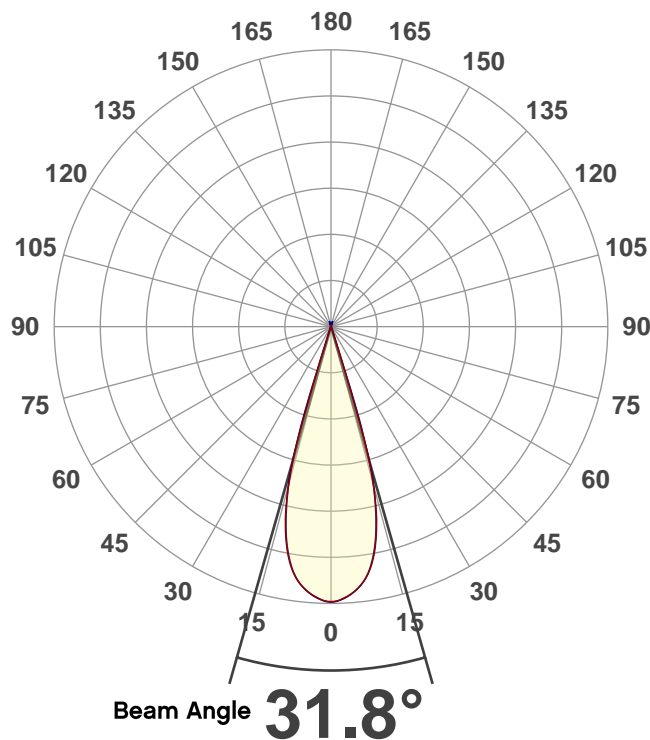
AC Supply: 121 V, 60 Hz
Power: 222.9 W
Current: 1.85 A
Power Factor: 0.99



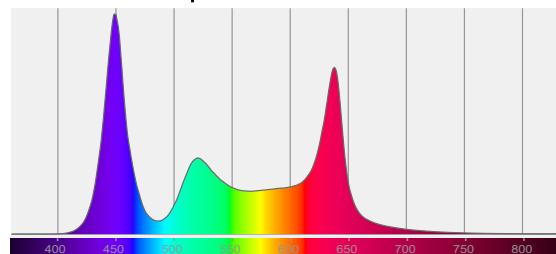
This data sheet conforms to American National Standard E1.9 – 2007 (R2017). All data was measured and calculated by a Viso Systems LabSpion Goniometer at the Chauvet PD Optics Laboratory in Sunrise, FL on 10/8/2019 to LM-63-2002 Standards.

Overall Measurement

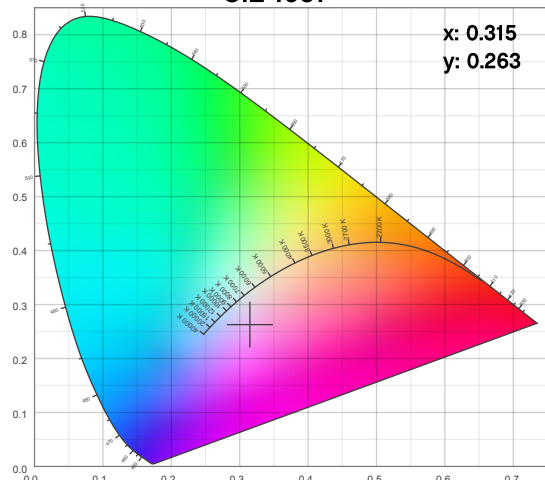
Angular Beam Distribution



Spectral Distribution



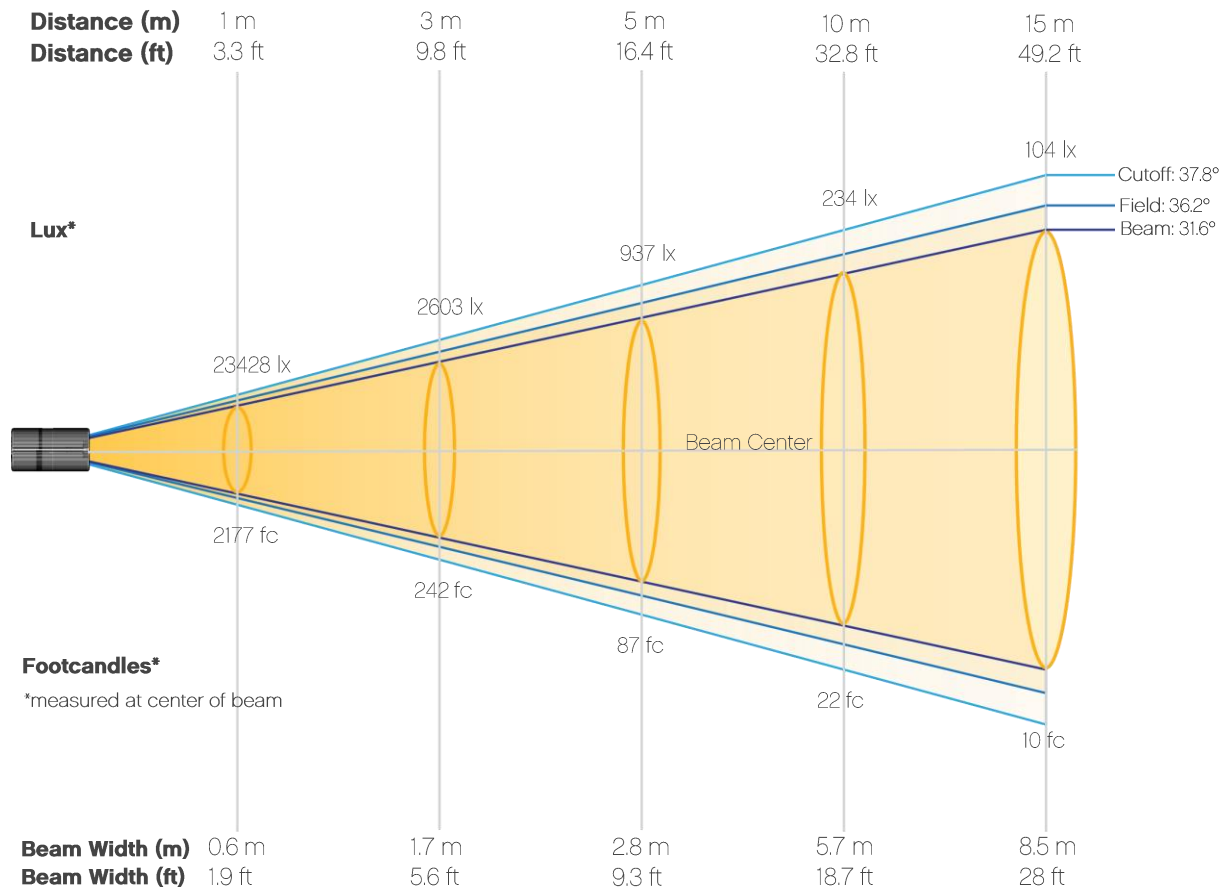
CIE 1931



Photometric Report

Ovation E-910FC: 36deg Lens, Full Power

Beam Details



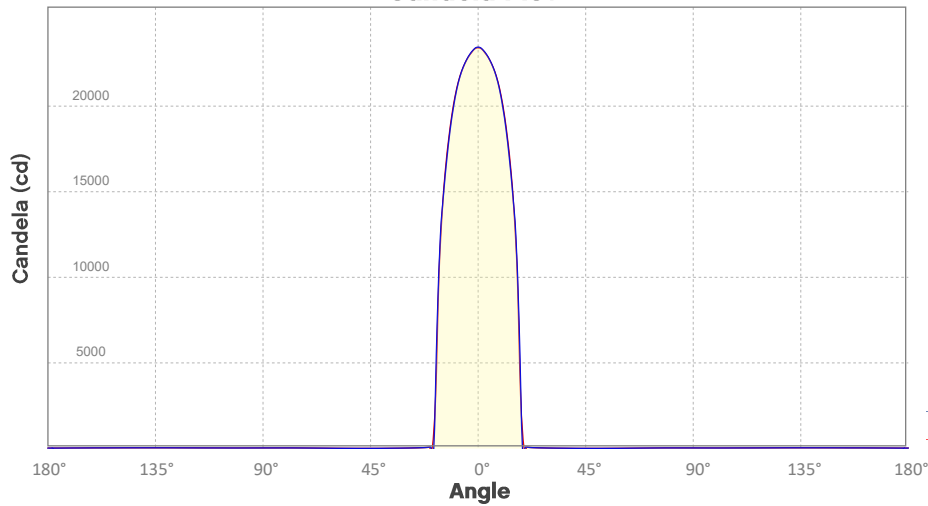
Beam luminances from 1-20m (3.3-65.6ft)

Distance	1m	2m	3m	4m	5m	6m	7m	8m	9m	10m
Lux	23428	5857	2603	1464	937	651	478	366	289	234
Distance	11m	12m	13m	14m	15m	16m	17m	18m	19m	20m
Lux	194	163	139	120	104	92	81	72	65	59
Distance	3.3ft	6.6ft	9.8ft	13.1ft	16.4ft	19.7ft	23ft	26.2ft	29.5ft	32.8ft
FC	2177	544	242	136	87	60	44	34	27	22
Distance	36.1ft	39.4ft	42.7ft	45.9ft	49.2ft	52.5ft	55.8ft	59.1ft	62.3ft	65.6ft
FC	18	15	13	11	10	9	8	7	6	5

Photometric Report

Ovation E-910FC: 36deg Lens, Full Power

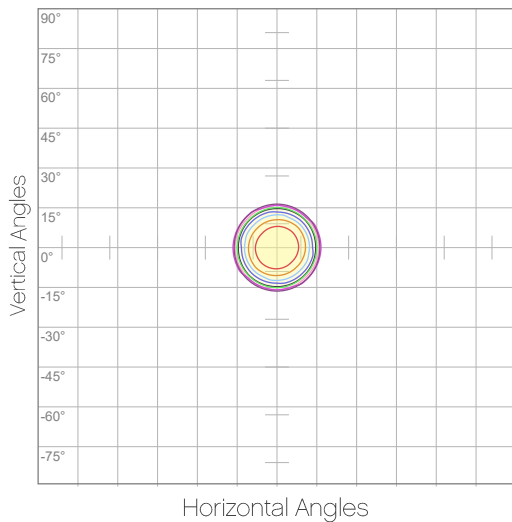
Candela Plot



Beam Angle (50%): 31.8°
Field Angle (10%): 36.2°
Cutoff Angle (3%): 37.8°

— Horizontal Distribution
— Vertical Distribution

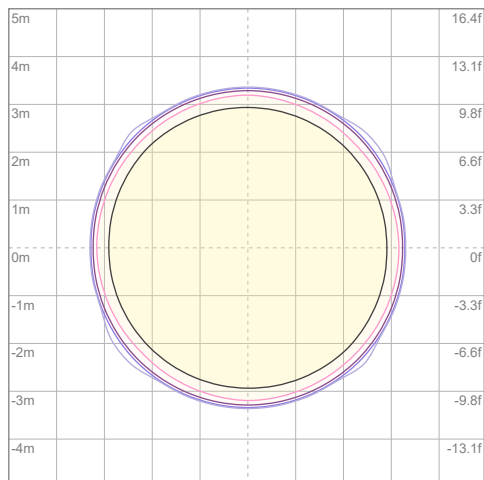
Polar Diagrams



iso-candela Diagram

10%	2343 cd
20%	4686 cd
30%	7029 cd
40%	9371 cd
50%	11714 cd
60%	14057 cd
70%	16400 cd
80%	18743 cd
90%	21086 cd

Conditions:
Number of c-planes: 8
Candela at center: 23428 cd



iso-illuminance Diagram

3%	7.03 lx
5%	11.7 lx
10%	23.4 lx
30%	70.3 lx
50%	117 lx

Conditions:
Number of c-planes: 8
Lux at center: 234 lx

Lux distribution on a surface when lamp is mounted at 10 meters from the surface.

Mounting height: 10 meters / 33 feet

Photometric Report

Ovation E-910FC: 26deg Lens, Full Power

Report Summary

Output

Total Lumens: 5181 lm
Peak Intensity: 35515 cd
Illuminance @ 5m: 1418 lux
Fixture Efficacy: 24 lm/W

Optical

Horizontal Beam Angle (50%): 25.5°
Vertical Beam Angle (50%): 25.6°
Horizontal Field Angle (10%): 28.2°
Vertical Field Angle (10%): 28.5°
Horizontal Cutoff Angle (3%): 29.6°
Vertical Cutoff Angle (3%): 29.5°

Conditions

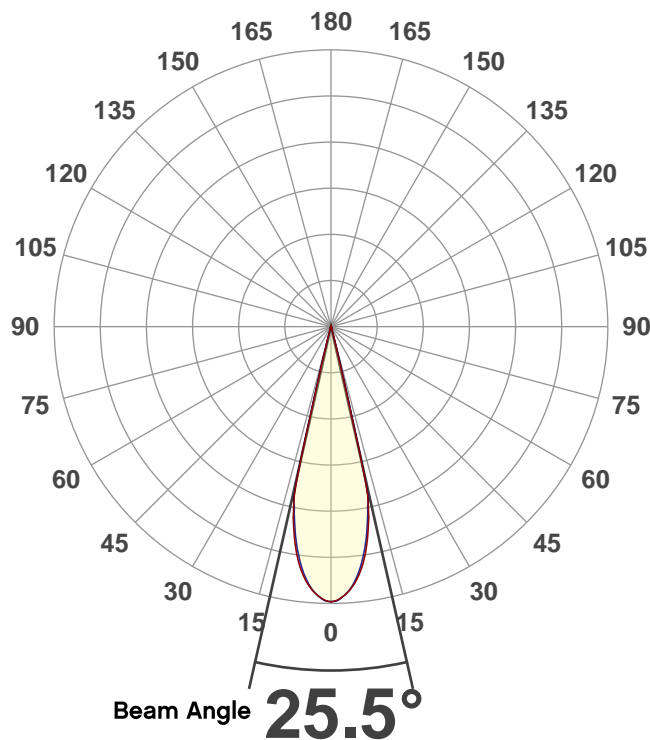
AC Supply: 119 V, 60.1 Hz
Power: 221.02 W
Current: 1.86 A
Power Factor: 0.99



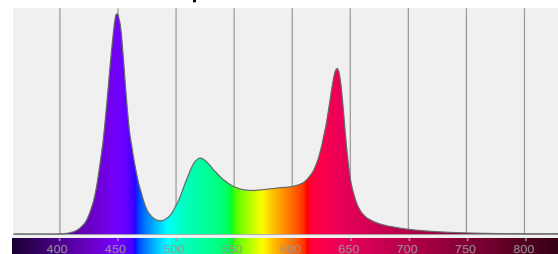
This data sheet conforms to American National Standard E1.9 – 2007 (R2017). All data was measured and calculated by a Viso Systems LabSpion Goniometer at the Chauvet PD Optics Laboratory in Sunrise, FL on 10/7/2019 to LM-63-2002 Standards.

Overall Measurement

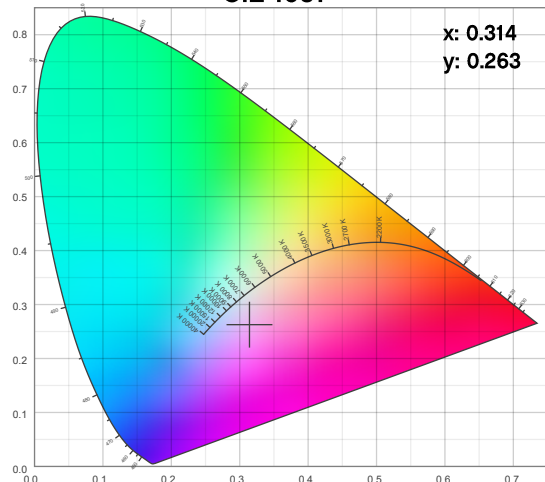
Angular Beam Distribution



Spectral Distribution



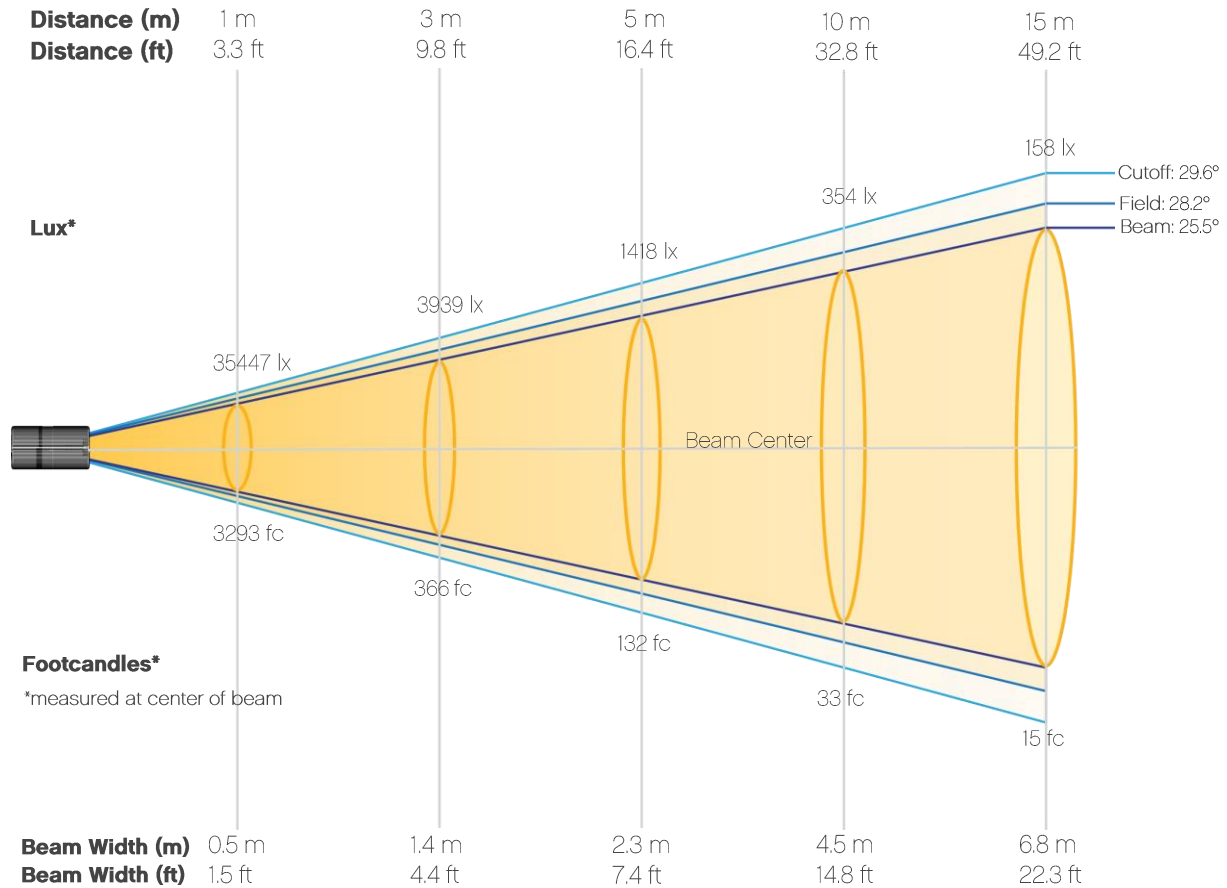
CIE 1931



Photometric Report

Ovation E-910FC: 26deg Lens, Full Power

Beam Details



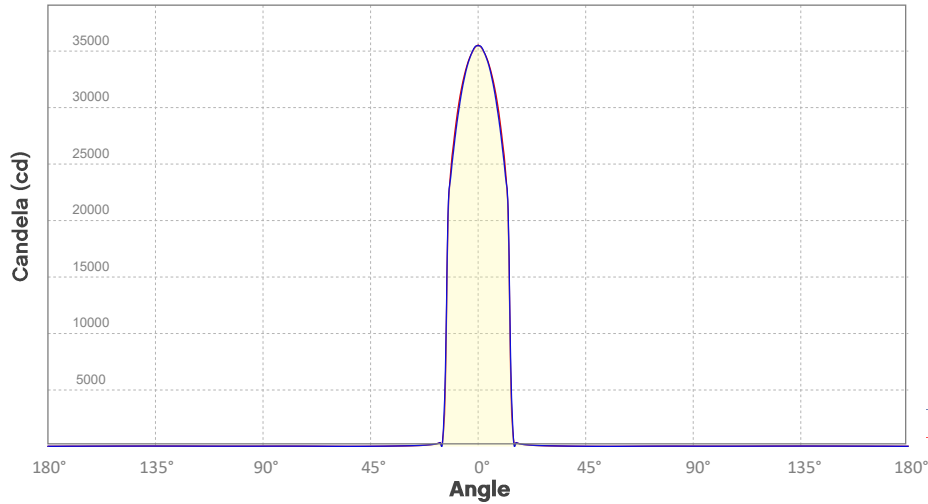
Beam Illuminances from 1-20m (3.3-65.6ft)

Distance	1m	2m	3m	4m	5m	6m	7m	8m	9m	10m
Lux	35447	8862	3939	2215	1418	985	723	554	438	354
Distance	11m	12m	13m	14m	15m	16m	17m	18m	19m	20m
Lux	293	246	210	181	158	138	123	109	98	89
Distance	3.3ft	6.6ft	9.8ft	13.1ft	16.4ft	19.7ft	23ft	26.2ft	29.5ft	32.8ft
FC	3293	823	366	206	132	91	67	51	41	33
Distance	36.1ft	39.4ft	42.7ft	45.9ft	49.2ft	52.5ft	55.8ft	59.1ft	62.3ft	65.6ft
FC	27	23	19	17	15	13	11	10	9	8

Photometric Report

Ovation E-910FC: 26deg Lens, Full Power

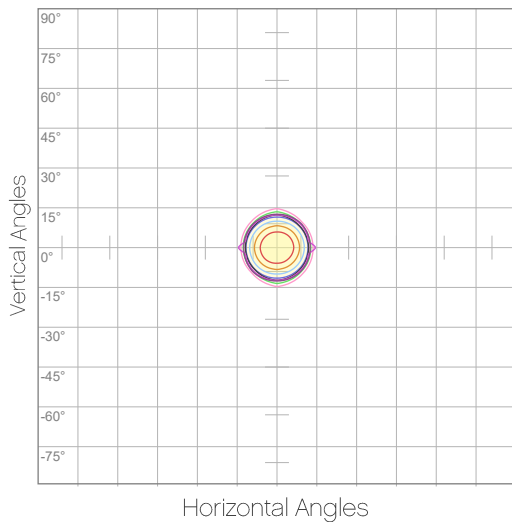
Candela Plot



Beam Angle (50%): 25.5°
Field Angle (10%): 28.4°
Cutoff Angle (3%): 29.3°

— Horizontal Distribution
— Vertical Distribution

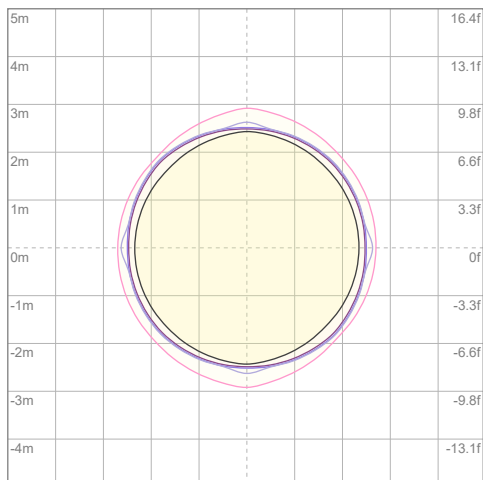
Polar Diagrams



iso-candela Diagram

10%	3545 cd
20%	7089 cd
30%	10634 cd
40%	14179 cd
50%	17723 cd
60%	21268 cd
70%	24813 cd
80%	28357 cd
90%	31902 cd

Conditions:
Number of c-planes: 8
Candela at center: 35447 cd



iso-illuminance Diagram

3%	10.6 lx
5%	17.7 lx
10%	35.4 lx
30%	106 lx
50%	177 lx

Conditions:
Number of c-planes: 8
Lux at center: 354 lx

Lux distribution on a surface when lamp is mounted at 10 meters from the surface.

Mounting height: 10 meters / 33 feet

Photometric Report

Ovation E-910FC: 19deg Lens, Full Power

Report Summary

Output

Total Lumens: 4554 lm
Peak Intensity: 53227 cd
Illuminance @ 5m: 2095 lux
Fixture Efficacy: 21 lm/W

Optical

Horizontal Beam Angle (50%): 19.2°
Vertical Beam Angle (50%): 19.1°
Horizontal Field Angle (10%): 20.2°
Vertical Field Angle (10%): 20.4°
Horizontal Cutoff Angle (3%): 20.9°
Vertical Cutoff Angle (3%): 21.7°

Conditions

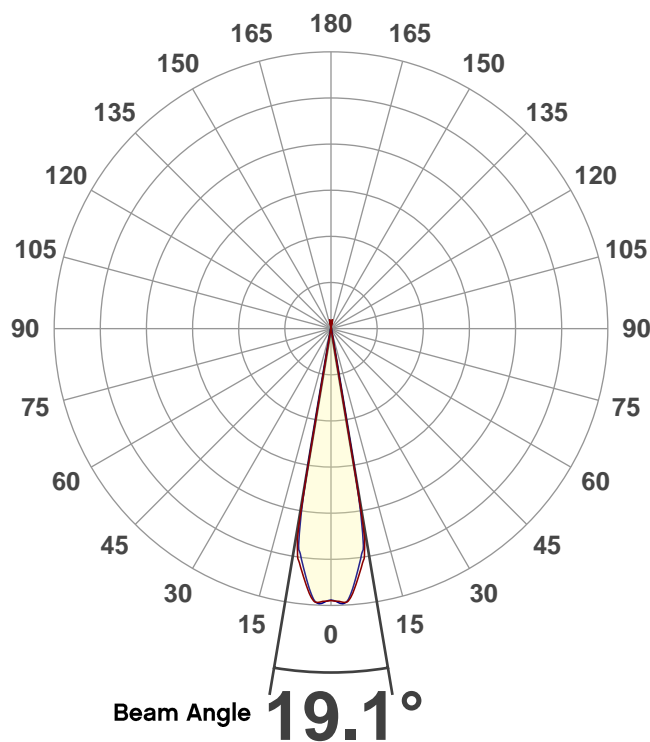
AC Supply: 120 V, 60 Hz
Power: 220.29 W
Current: 1.83 A
Power Factor: 0.99



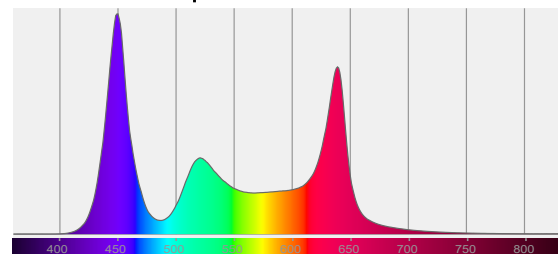
This data sheet conforms to American National Standard E1.9 – 2007 (R2017). All data was measured and calculated by a Viso Systems LabSpion Goniometer at the Chauvet PD Optics Laboratory in Sunrise, FL on 10/7/2019 to LM-63-2002 Standards.

Overall Measurement

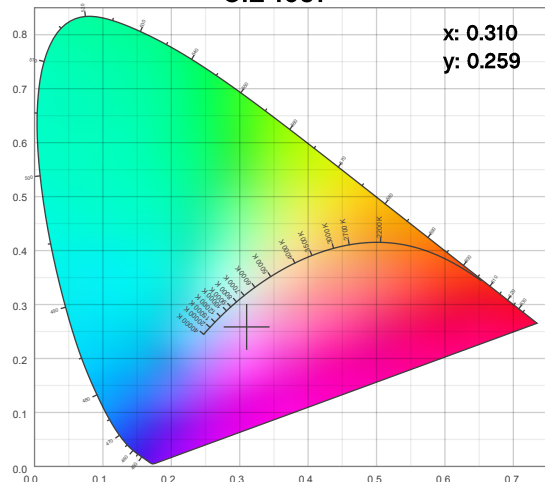
Angular Beam Distribution



Spectral Distribution



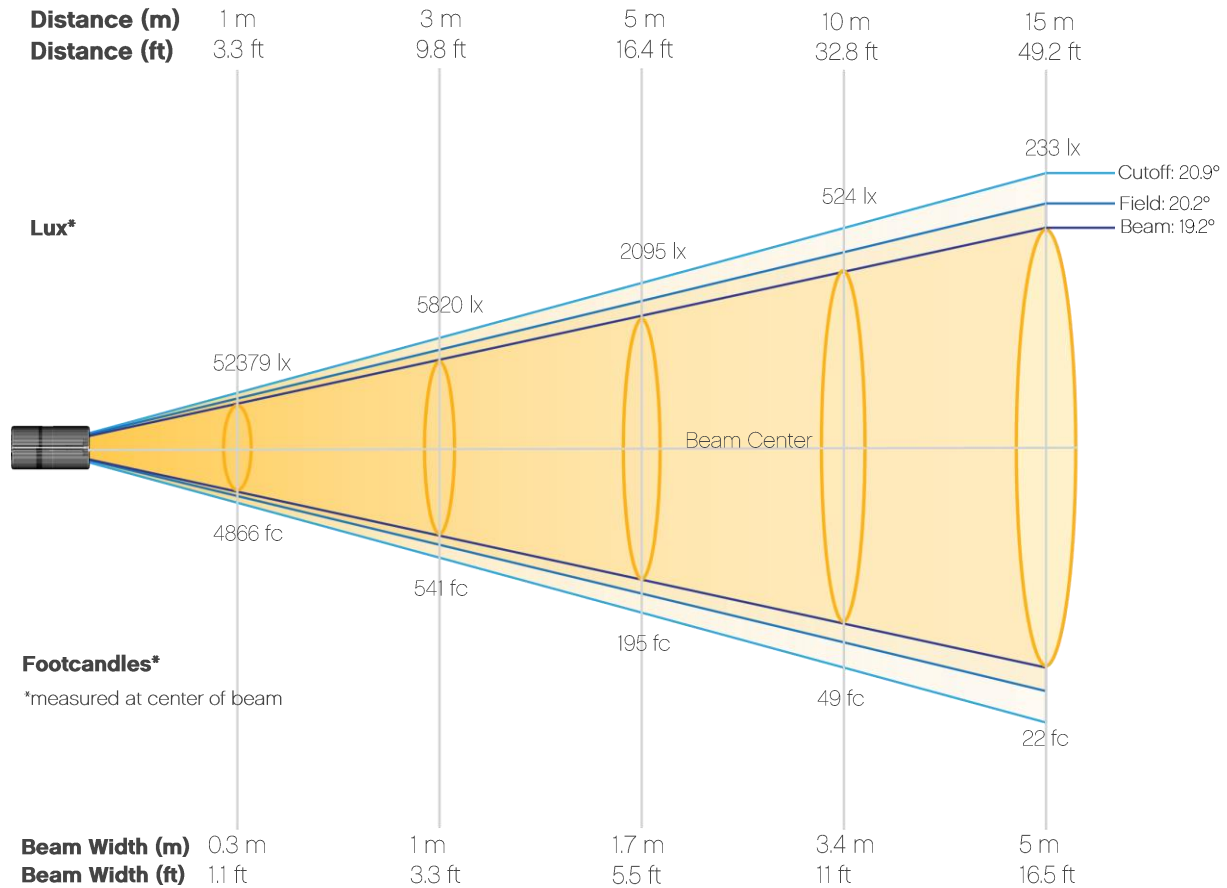
CIE 1931



Photometric Report

Ovation E-910FC: 19deg Lens, Full Power

Beam Details



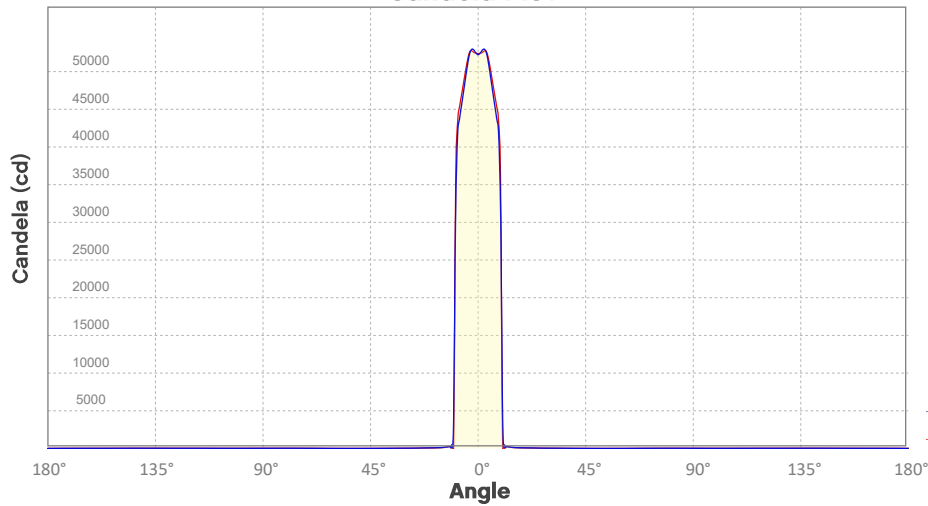
Beam luminances from 1-20m (3.3-65.6ft)

Distance	1m	2m	3m	4m	5m	6m	7m	8m	9m	10m
Lux	52379	13095	5820	3274	2095	1455	1069	818	647	524
Distance	11m	12m	13m	14m	15m	16m	17m	18m	19m	20m
Lux	433	364	310	267	233	205	181	162	145	131
Distance	3.3ft	6.6ft	9.8ft	13.1ft	16.4ft	19.7ft	23ft	26.2ft	29.5ft	32.8ft
FC	4866	1217	541	304	195	135	99	76	60	49
Distance	36.1ft	39.4ft	42.7ft	45.9ft	49.2ft	52.5ft	55.8ft	59.1ft	62.3ft	65.6ft
FC	40	34	29	25	22	19	17	15	13	12

Photometric Report

Ovation E-910FC: 19deg Lens, Full Power

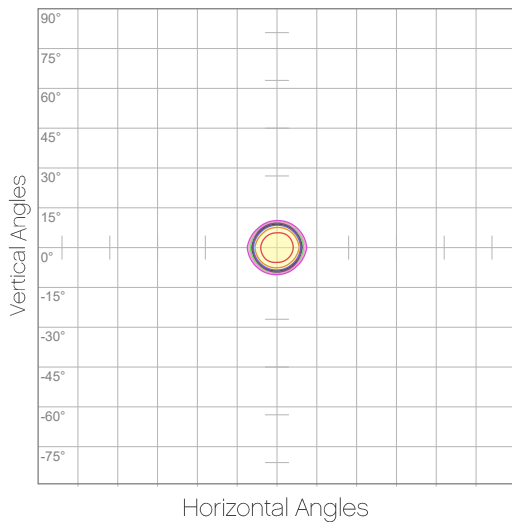
Candela Plot



Beam Angle (50%): 19.1°
Field Angle (10%): 20.6°
Cutoff Angle (3%): 21.4°

— Horizontal Distribution
— Vertical Distribution

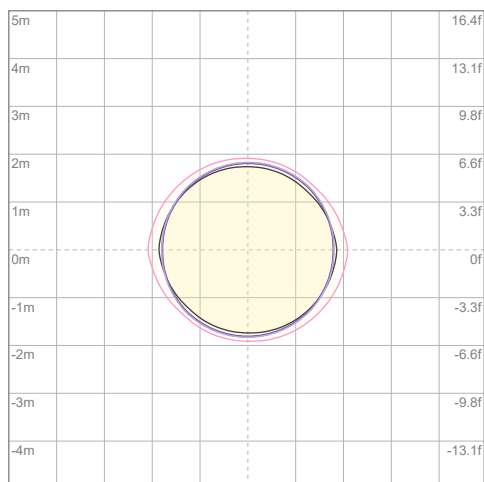
Polar Diagrams



iso-candela Diagram

10%	5238 cd
20%	10476 cd
30%	15714 cd
40%	20952 cd
50%	26189 cd
60%	31427 cd
70%	36665 cd
80%	41903 cd
90%	47141 cd

Conditions:
Number of c-planes: 8
Candela at center: 52379 cd



iso-illuminance Diagram

3%	15.7 lx
5%	26.2 lx
10%	52.4 lx
30%	157 lx
50%	262 lx

Conditions:
Number of c-planes: 8
Lux at center: 524 lx

Lux distribution on a surface when lamp is mounted at 10 meters from the surface.

Mounting height: 10 meters / 33 feet

Photometric Report

Ovation E-910FC: 14deg Lens, Full Power

Report Summary

Output

Total Lumens: 4729 lm
Peak Intensity: 91158 cd
Illuminance @ 5m: 3640 lux
Fixture Efficacy: 21 lm/W

Optical

Horizontal Beam Angle (50%): 14.8°
Vertical Beam Angle (50%): 14.8°
Horizontal Field Angle (10%): 16.4°
Vertical Field Angle (10%): 16.5°
Horizontal Cutoff Angle (3%): 16.7°
Vertical Cutoff Angle (3%): 17°

Conditions

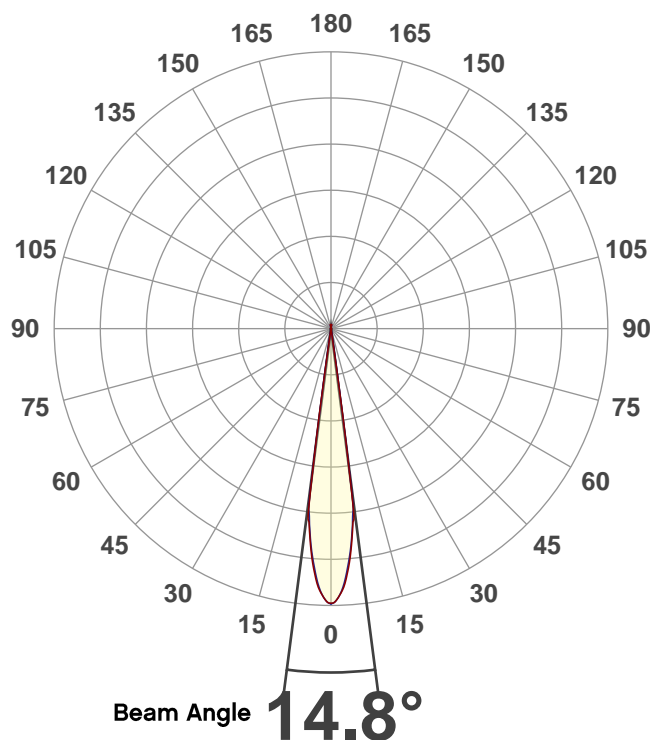
AC Supply: 119 V, 60 Hz
Power: 222.25 W
Current: 1.87 A
Power Factor: 0.99



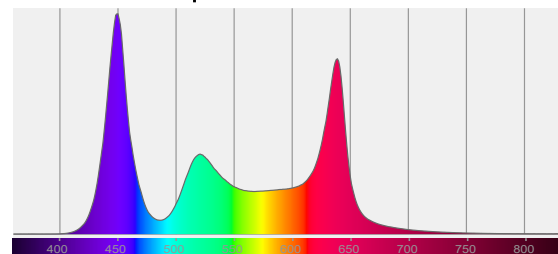
This data sheet conforms to American National Standard E1.9 – 2007 (R2017). All data was measured and calculated by a Viso Systems LabSpion Goniometer at the Chauvet PD Optics Laboratory in Sunrise, FL on 10/7/2019 to LM-63-2002 Standards.

Overall Measurement

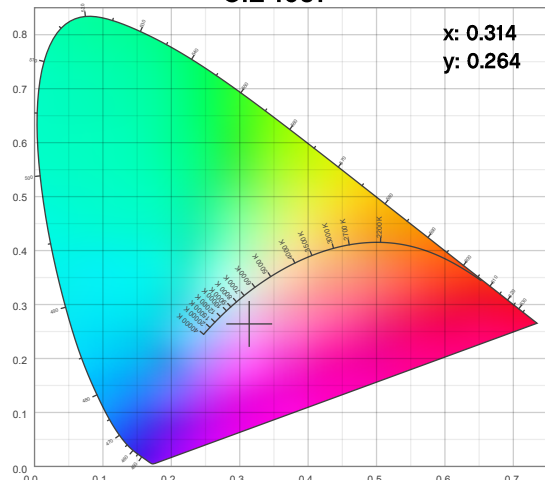
Angular Beam Distribution



Spectral Distribution



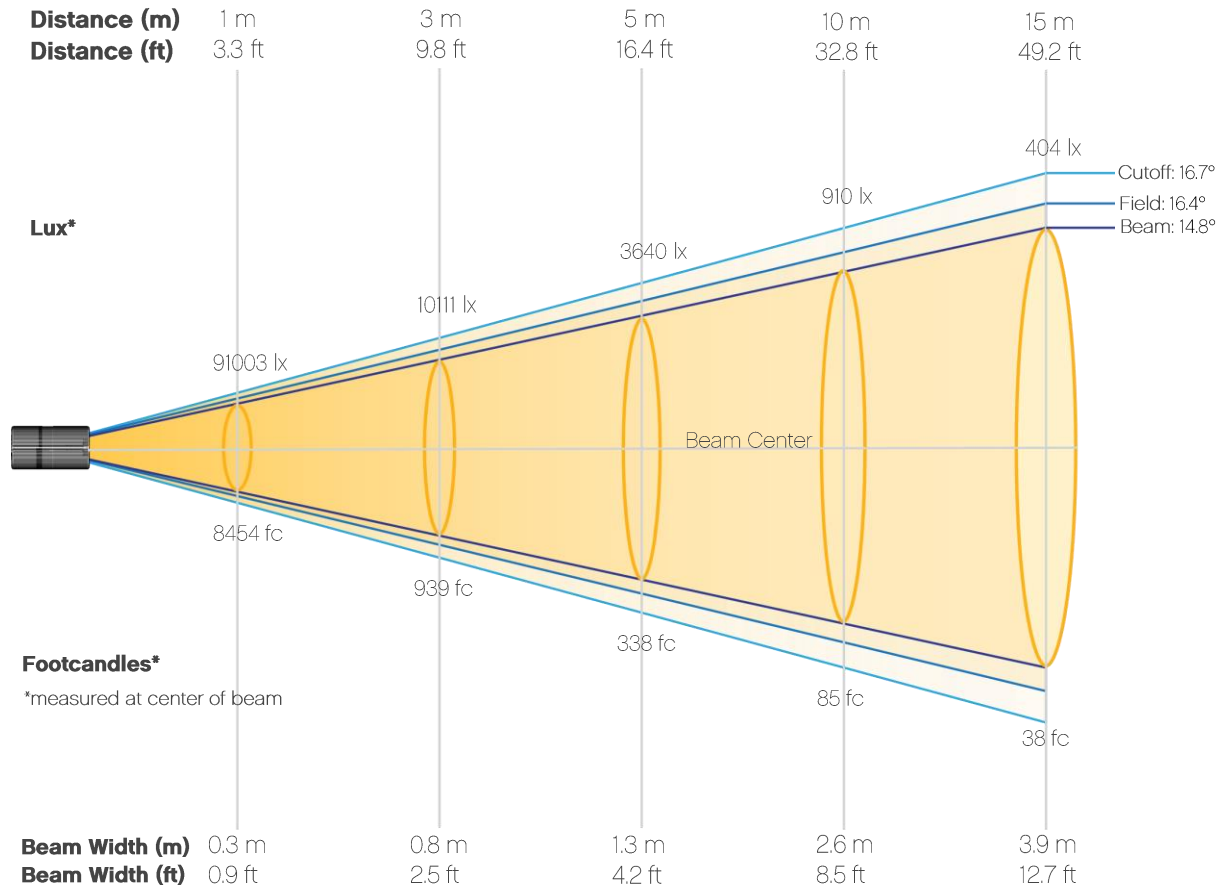
CIE 1931



Photometric Report

Ovation E-910FC: 14deg Lens, Full Power

Beam Details



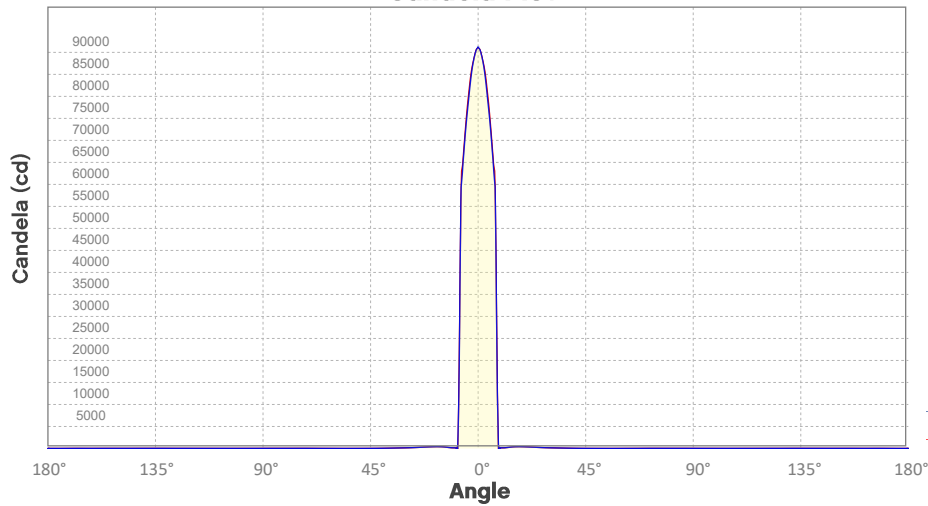
Beam Illuminances from 1-20m (3.3-65.6ft)

Distance	1m	2m	3m	4m	5m	6m	7m	8m	9m	10m
Lux	91003	22751	10111	5688	3640	2528	1857	1422	1123	910
Distance	11m	12m	13m	14m	15m	16m	17m	18m	19m	20m
Lux	752	632	538	464	404	355	315	281	252	228
Distance	3.3ft	6.6ft	9.8ft	13.1ft	16.4ft	19.7ft	23ft	26.2ft	29.5ft	32.8ft
FC	8454	2114	939	528	338	235	173	132	104	85
Distance	36.1ft	39.4ft	42.7ft	45.9ft	49.2ft	52.5ft	55.8ft	59.1ft	62.3ft	65.6ft
FC	70	59	50	43	38	33	29	26	23	21

Photometric Report

Ovation E-910FC: 14deg Lens, Full Power

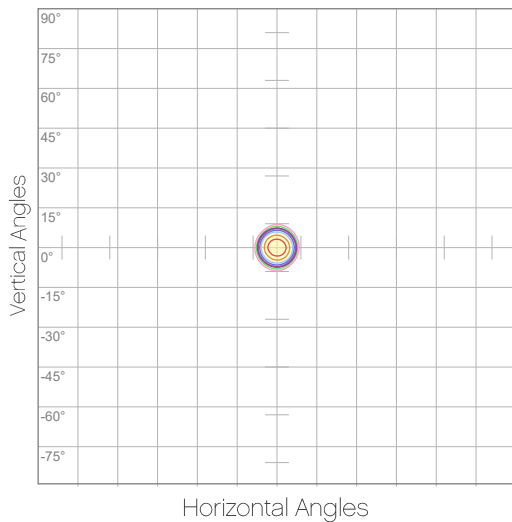
Candela Plot



Beam Angle (50%): 14.8°
 Field Angle (10%): 16.4°
 Cutoff Angle (3%): 16.8°

— Horizontal Distribution
 — Vertical Distribution

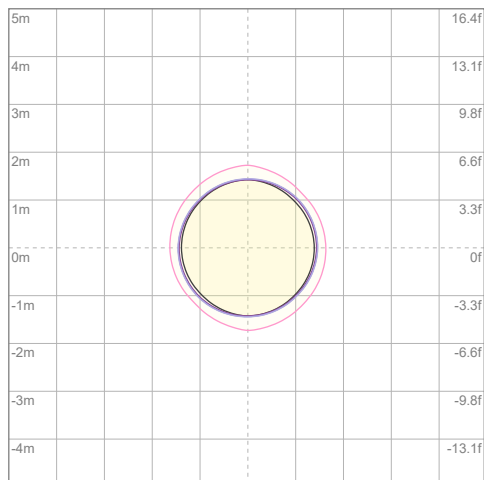
Polar Diagrams



iso-candela Diagram

10%	9100 cd
20%	18201 cd
30%	27301 cd
40%	36401 cd
50%	45502 cd
60%	54602 cd
70%	63702 cd
80%	72803 cd
90%	81903 cd

Conditions:
 Number of c-planes: 8
 Candela at center: 91003 cd



iso-illuminance Diagram

3%	27.3 lx
5%	45.5 lx
10%	91.0 lx
30%	273 lx
50%	455 lx

Conditions:
 Number of c-planes: 8
 Lux at center: 910 lx

Lux distribution on a surface when lamp is mounted at 10 meters from the surface.

Mounting height: 10 meters / 33 feet

Photometric Report

Ovation E-910FC: 10deg Lens, Full Power

Report Summary

Output

Total Lumens: 3961 lm
Peak Intensity: 196120 cd
Illuminance @ 5m: 7845 lux
Fixture Efficacy: 18 lm/W

Optical

Horizontal Beam Angle (50%): 9.4°
Vertical Beam Angle (50%): 9.4°
Horizontal Field Angle (10%): 10.6°
Vertical Field Angle (10%): 10.6°
Horizontal Cutoff Angle (3%): 11.1°
Vertical Cutoff Angle (3%): 11.1°

Conditions

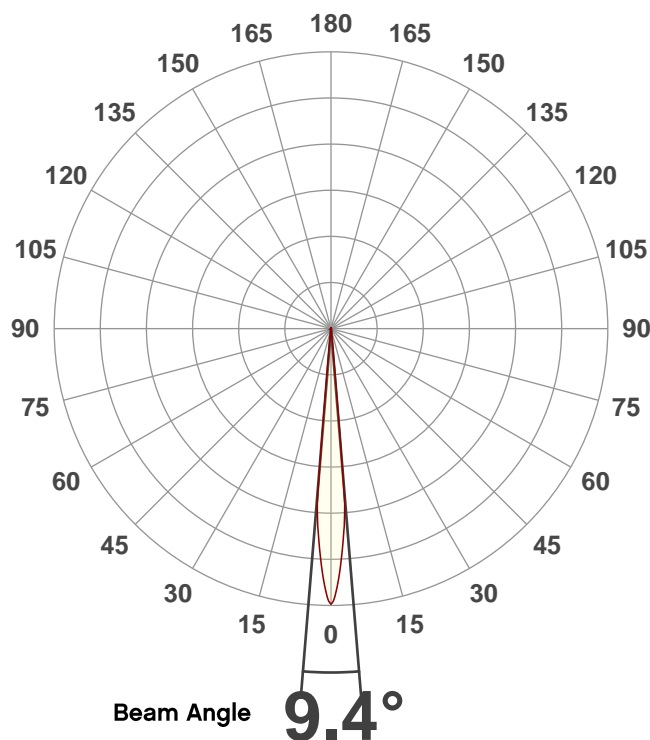
AC Supply: 118 V, 60 Hz
Power: 222.08 W
Current: 1.88 A
Power Factor: 0.99



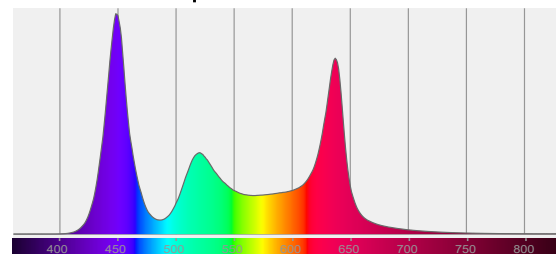
This data sheet conforms to American National Standard E1.9 – 2007 (R2017). All data was measured and calculated by a Viso Systems LabSpion Goniometer at the Chauvet PD Optics Laboratory in Sunrise, FL on 2/3/2020 to LM-63-2002 Standards.

Overall Measurement

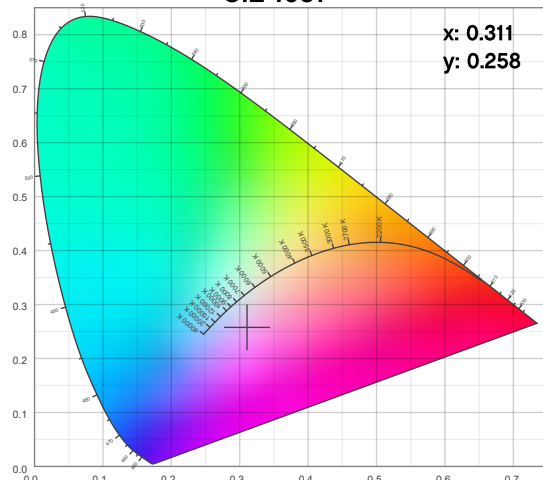
Angular Beam Distribution



Spectral Distribution



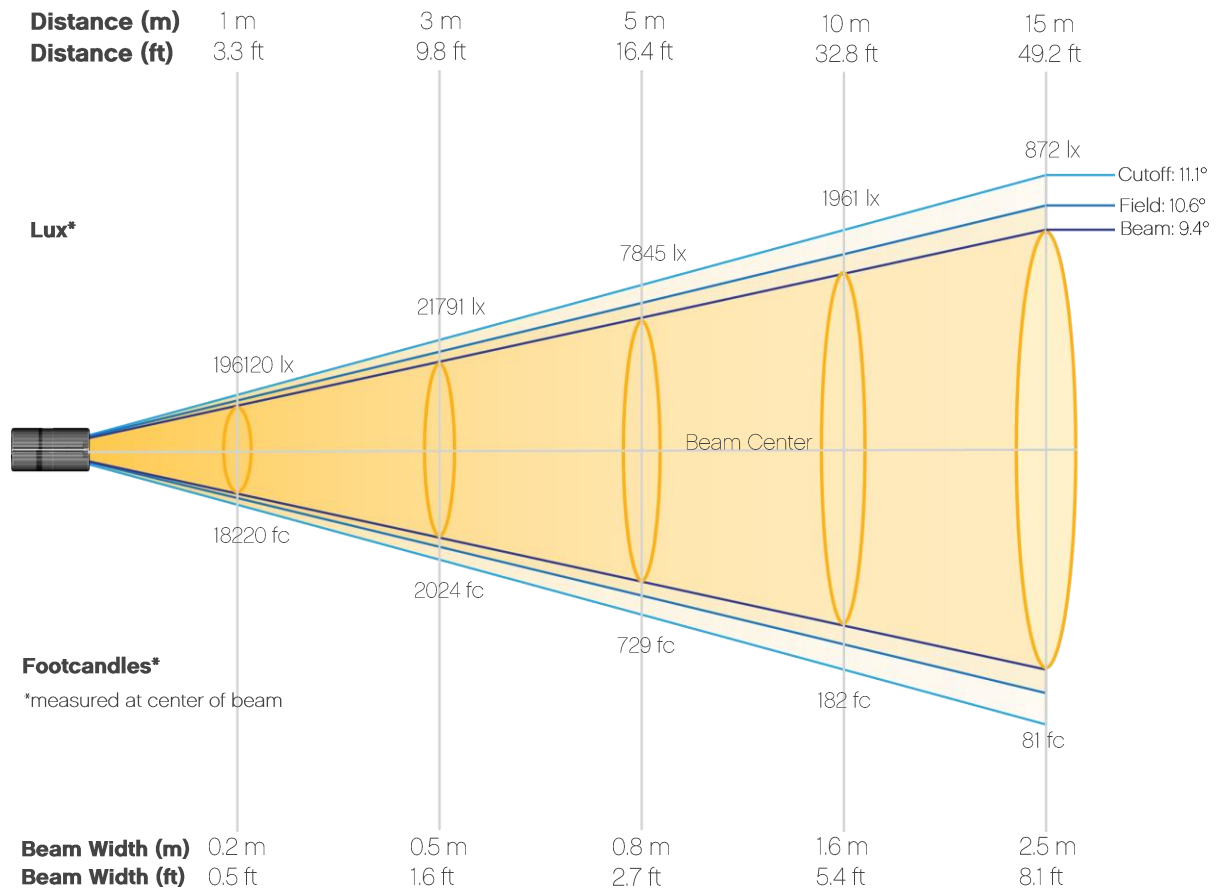
CIE 1931



Photometric Report

Ovation E-910FC: 10deg Lens, Full Power

Beam Details



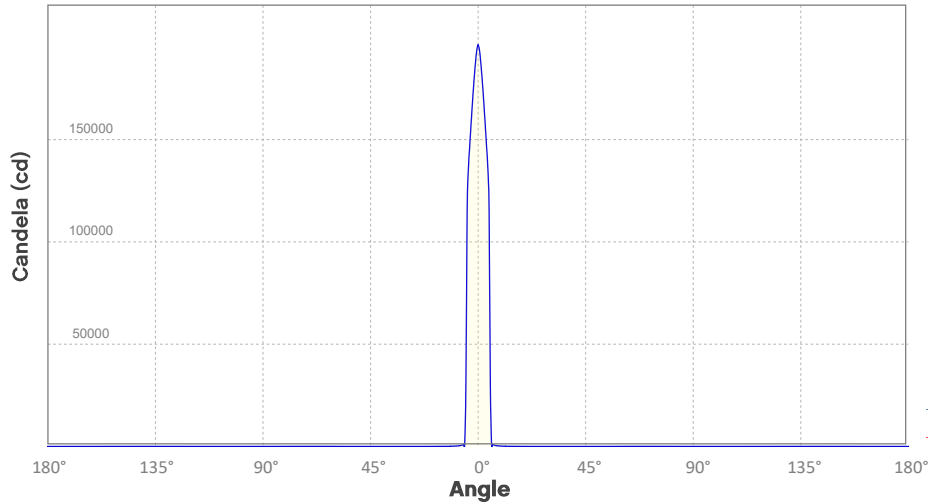
Beam luminances from 1-20m (3.3-65.6ft)

Distance	1m	2m	3m	4m	5m	6m	7m	8m	9m	10m
Lux	196120	49030	21791	12257	7845	5448	4002	3064	2421	1961
Distance	11m	12m	13m	14m	15m	16m	17m	18m	19m	20m
Lux	1621	1362	1160	1001	872	766	679	605	543	490
Distance	3.3ft	6.6ft	9.8ft	13.1ft	16.4ft	19.7ft	23ft	26.2ft	29.5ft	32.8ft
FC	18220	4555	2024	1139	729	506	372	285	225	182
Distance	36.1ft	39.4ft	42.7ft	45.9ft	49.2ft	52.5ft	55.8ft	59.1ft	62.3ft	65.6ft
FC	151	127	108	93	81	71	63	56	50	46

Photometric Report

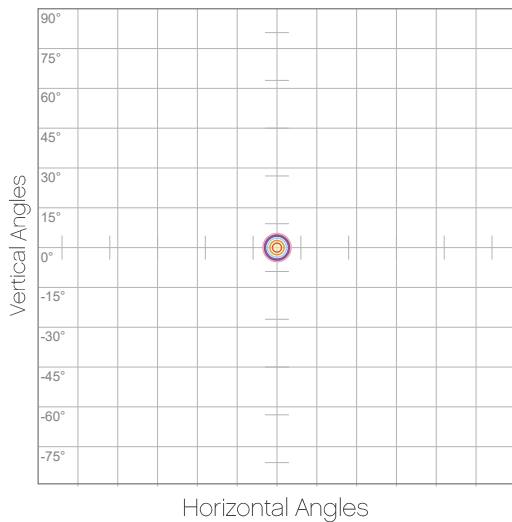
Ovation E-910FC: 10deg Lens, Full Power

Candela Plot



Beam Angle (50%): 9.4°
Field Angle (10%): 10.6°
Cutoff Angle (3%): 11.1°

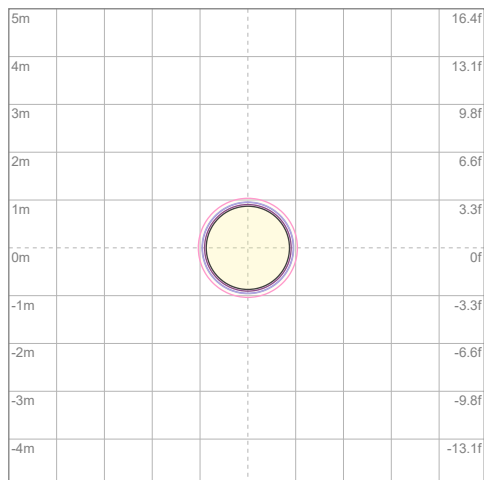
Polar Diagrams



iso-candela Diagram

10%	19612 cd
20%	39224 cd
30%	58836 cd
40%	78448 cd
50%	98060 cd
60%	117672 cd
70%	137284 cd
80%	156896 cd
90%	176508 cd

Conditions:
Number of c-planes: 2
Candela at center: 196120 cd



iso-illuminance Diagram

3%	58.8 lx
5%	98.1 lx
10%	196 lx
30%	588 lx
50%	981 lx

Conditions:
Number of c-planes: 2
Lux at center: 1961 lx

Lux distribution on a surface when lamp is mounted at 10 meters from the surface.

Mounting height: 10 meters / 33 feet

Photometric Report

Ovation E-910FC: 5deg Lens, Full Power

Report Summary

Output

Total Lumens: 1807 lm
Peak Intensity: 250473 cd
Illuminance @ 5m: 10019 lux
Fixture Efficacy: 8 lm/W

Optical

Horizontal Beam Angle (50%): 4.7°
Vertical Beam Angle (50%): 4.7°
Horizontal Field Angle (10%): 5.4°
Vertical Field Angle (10%): 5.4°
Horizontal Cutoff Angle (3%): 6.2°
Vertical Cutoff Angle (3%): 6.2°

Conditions

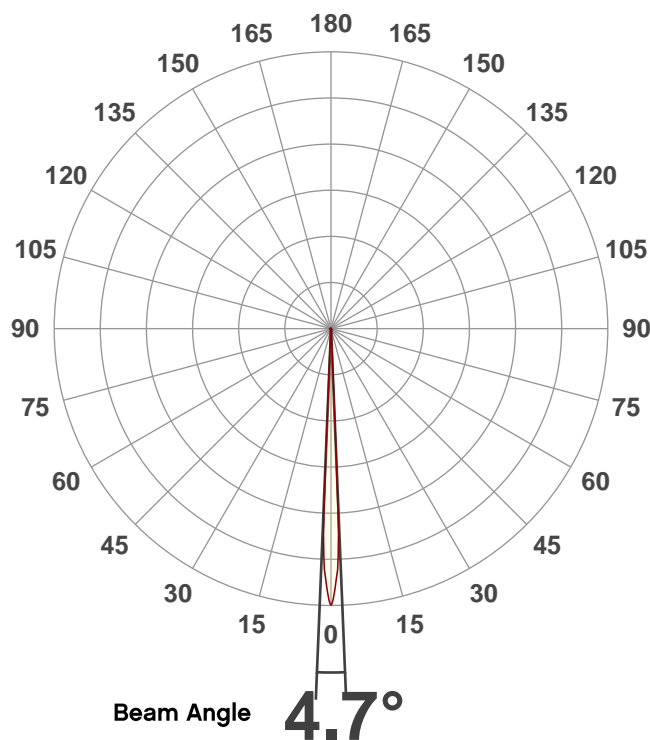
AC Supply: 118 V, 60 Hz
Power: 221.92 W
Current: 1.88 A
Power Factor: 0.99



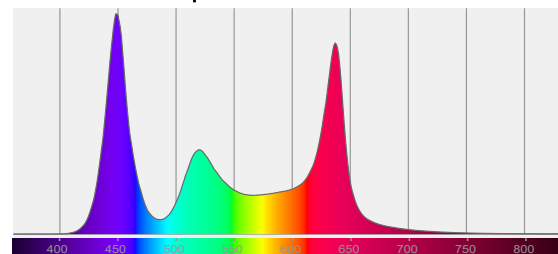
This data sheet conforms to American National Standard E1.9 – 2007 (R2017). All data was measured and calculated by a Viso Systems LabSpion Goniometer at the Chauvet PD Optics Laboratory in Sunrise, FL on 2/3/2020 to LM-63-2002 Standards.

Overall Measurement

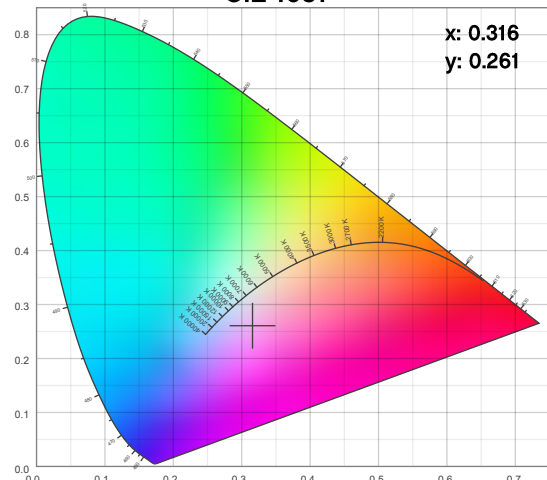
Angular Beam Distribution



Spectral Distribution



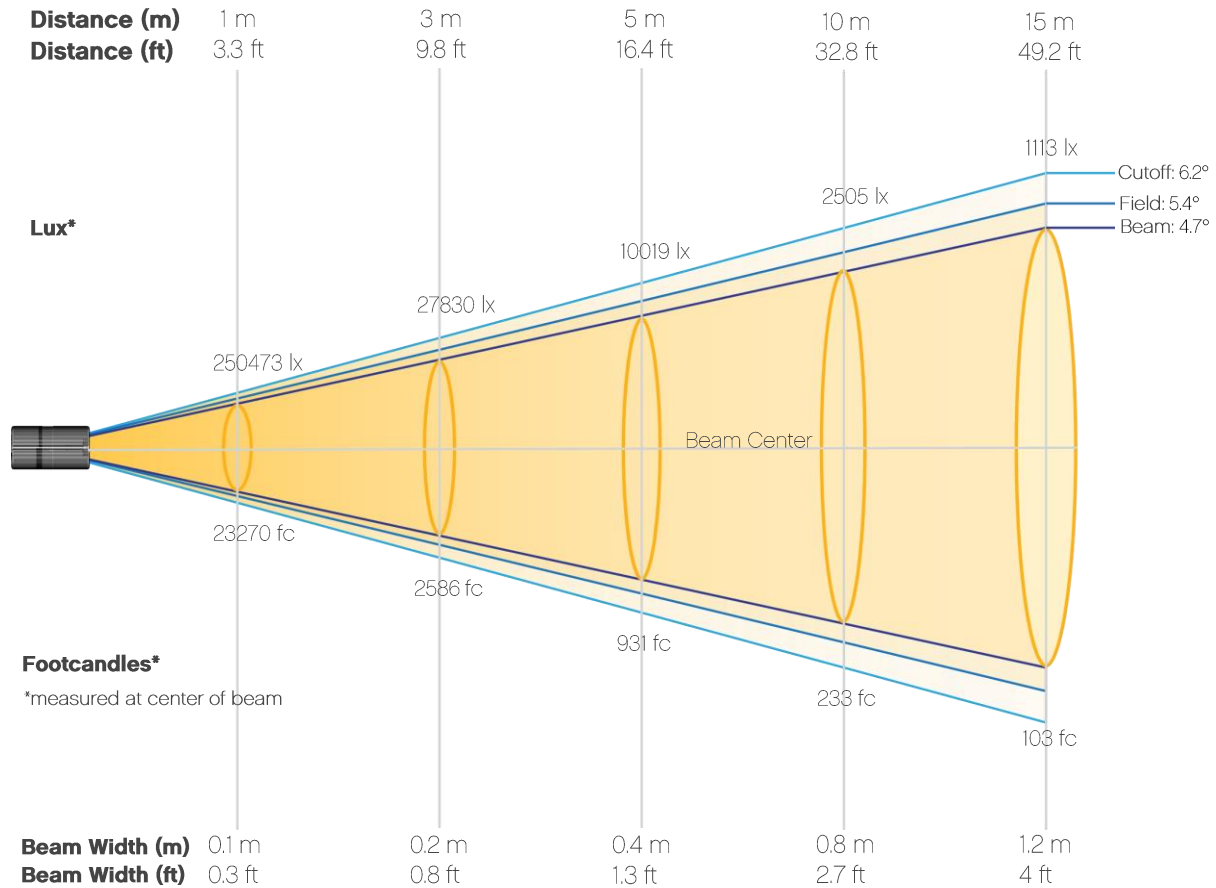
CIE 1931



Photometric Report

Ovation E-910FC: 5deg Lens, Full Power

Beam Details



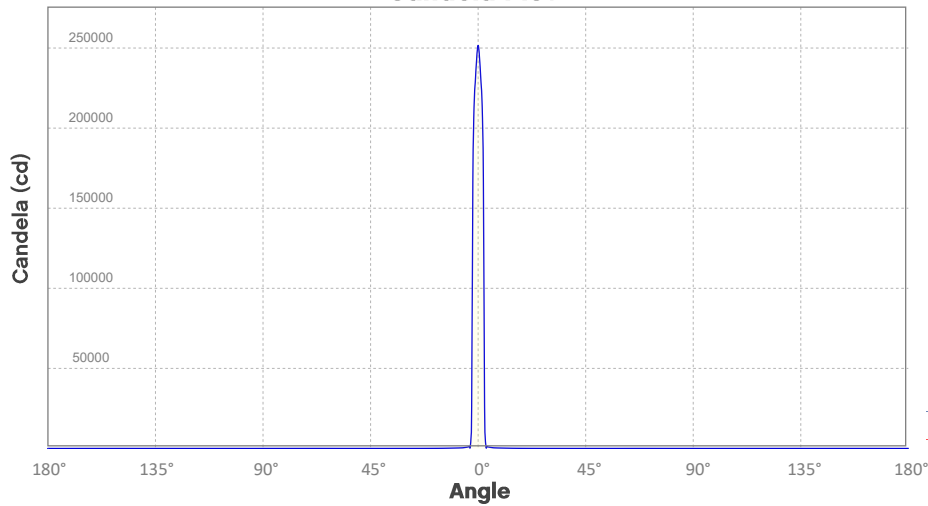
Beam Illuminances from 1-20m (3.3-65.6ft)

Distance	1m	2m	3m	4m	5m	6m	7m	8m	9m	10m
Lux	250473	62618	27830	15655	10019	6958	5112	3914	3092	2505
Distance	11m	12m	13m	14m	15m	16m	17m	18m	19m	20m
Lux	2070	1739	1482	1278	1113	978	867	773	694	626
Distance	3.3ft	6.6ft	9.8ft	13.1ft	16.4ft	19.7ft	23ft	26.2ft	29.5ft	32.8ft
FC	23270	5817	2586	1454	931	646	475	364	287	233
Distance	36.1ft	39.4ft	42.7ft	45.9ft	49.2ft	52.5ft	55.8ft	59.1ft	62.3ft	65.6ft
FC	192	162	138	119	103	91	81	72	64	58

Photometric Report

Ovation E-910FC: 5deg Lens, Full Power

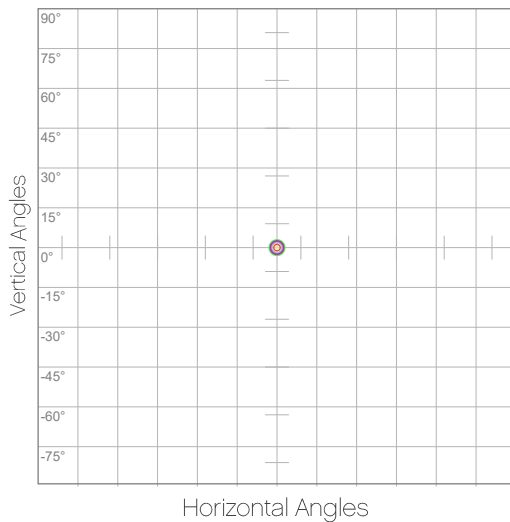
Candela Plot



Beam Angle (50%): 4.7°
Field Angle (10%): 5.4°
Cutoff Angle (3%): 6.2°

— Horizontal Distribution
— Vertical Distribution

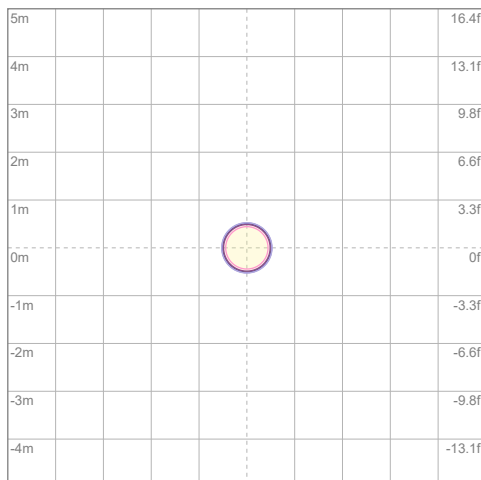
Polar Diagrams



iso-candela Diagram

10%	25047 cd
20%	50095 cd
30%	75142 cd
40%	100189 cd
50%	125236 cd
60%	150284 cd
70%	175331 cd
80%	200378 cd
90%	225425 cd

Conditions:
Number of c-planes: 2
Candela at center: 250473 cd



iso-illuminance Diagram

3%	75.1 lx
5%	125 lx
10%	250 lx
30%	751 lx
50%	1252 lx

Conditions:
Number of c-planes: 2
Lux at center: 2505 lx

Lux distribution on a surface when lamp is mounted at 10 meters from the surface.

Mounting height: 10 meters / 33 feet

Photometric Report

Ovation E-910FC: 25-50 Zoom Lens-50deg , Full Power

Report Summary

Output

Total Lumens: 7263 lm
Peak Intensity: 19602 cd
Illuminance @ 5m: 784 lux
Fixture Efficacy: 33 lm/W

Optical

Horizontal Beam Angle (50%): 40.2°
Vertical Beam Angle (50%): 40.2°
Horizontal Field Angle (10%): 44.8°
Vertical Field Angle (10%): 44.8°
Horizontal Cutoff Angle (3%): 46.3°
Vertical Cutoff Angle (3%): 46.3°

Conditions

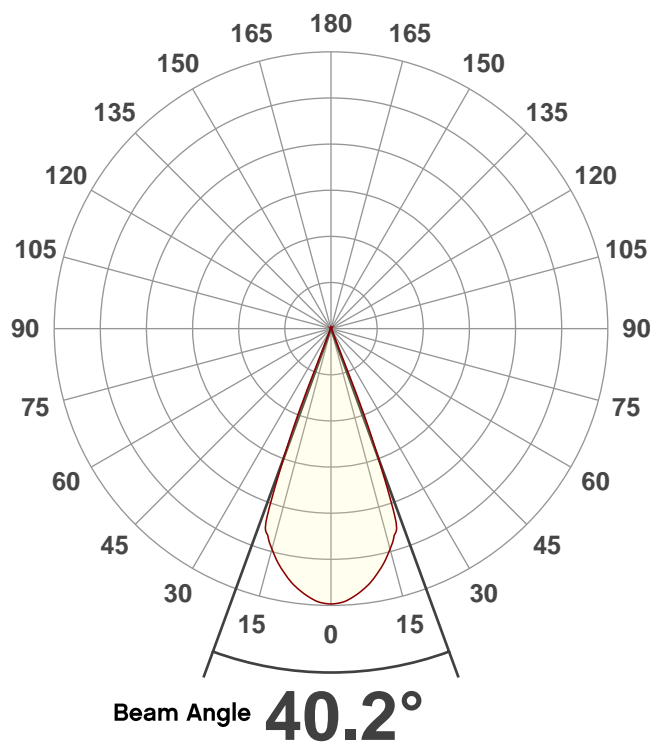
AC Supply: 118 V, 60 Hz
Power: 223.51 W
Current: 1.89 A
Power Factor: 0.99



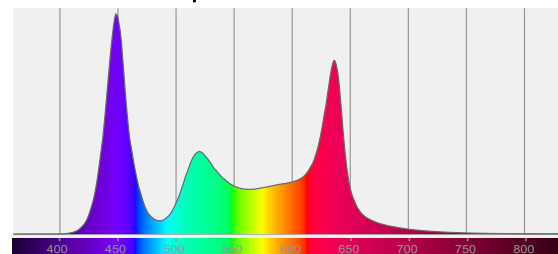
This data sheet conforms to American National Standard E1.9 – 2007 (R2017). All data was measured and calculated by a Viso Systems LabSpion Goniometer at the Chauvet PD Optics Laboratory in Sunrise, FL on 2/4/2020 to LM-63-2002 Standards.

Overall Measurement

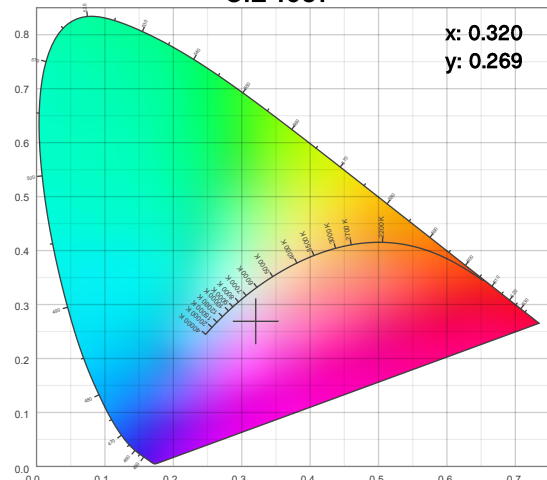
Angular Beam Distribution



Spectral Distribution



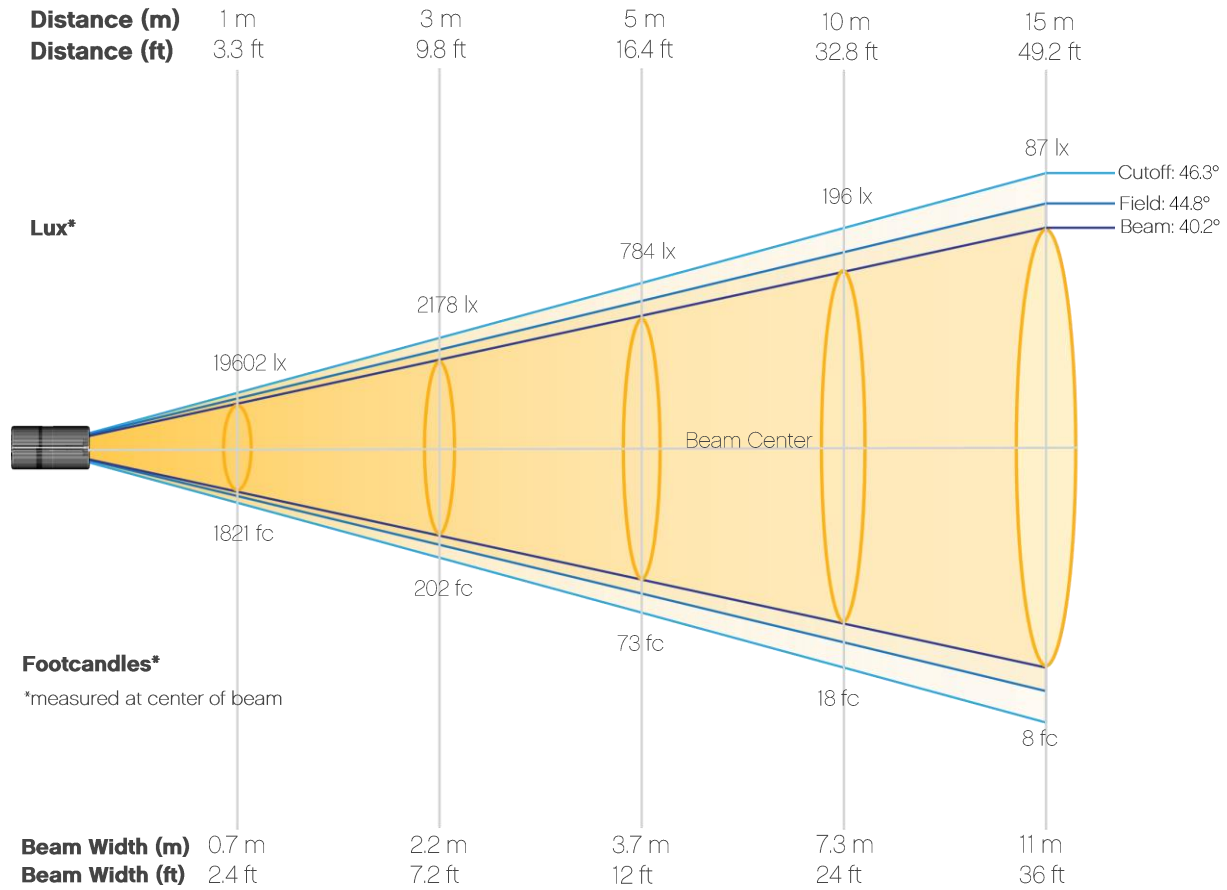
CIE 1931



Photometric Report

Ovation E-910FC: 25-50 Zoom Lens-50deg , Full Power

Beam Details



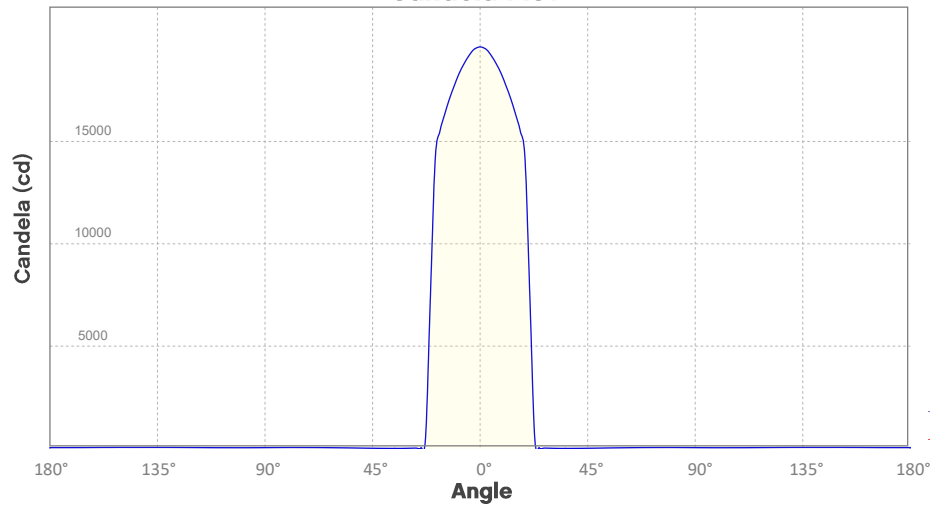
Beam luminances from 1-20m (3.3-65.6ft)

Distance	1m	2m	3m	4m	5m	6m	7m	8m	9m	10m
Lux	19602	4900	2178	1225	784	544	400	306	242	196
Distance	11m	12m	13m	14m	15m	16m	17m	18m	19m	20m
Lux	162	136	116	100	87	77	68	60	54	49
Distance	3.3ft	6.6ft	9.8ft	13.1ft	16.4ft	19.7ft	23ft	26.2ft	29.5ft	32.8ft
FC	1821	455	202	114	73	51	37	28	22	18
Distance	36.1ft	39.4ft	42.7ft	45.9ft	49.2ft	52.5ft	55.8ft	59.1ft	62.3ft	65.6ft
FC	15	13	11	9	8	7	6	6	5	5

Photometric Report

Ovation E-910FC: 25-50 Zoom Lens-50deg , Full Power

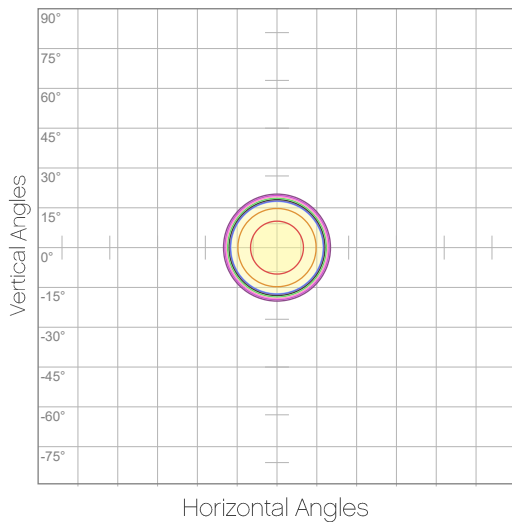
Candela Plot



Beam Angle (50%): 40.2°
 Field Angle (10%): 44.8°
 Cutoff Angle (3%): 46.3°

— Horizontal Distribution
 — Vertical Distribution

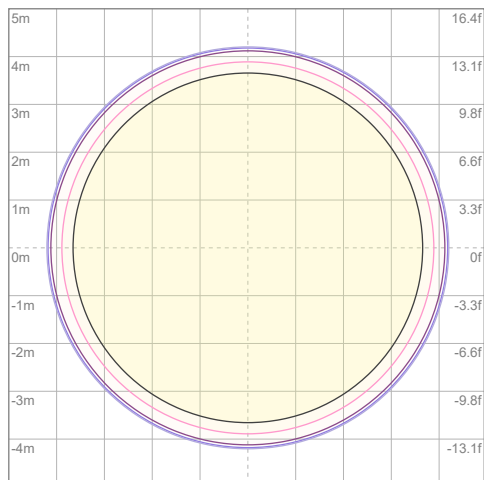
Polar Diagrams



iso-candela Diagram

10%	1960 cd
20%	3920 cd
30%	5881 cd
40%	7841 cd
50%	9801 cd
60%	11761 cd
70%	13721 cd
80%	15682 cd
90%	17642 cd

Conditions:
 Number of c-planes: 2
 Candela at center: 19602 cd



iso-illuminance Diagram

3%	5.88 lx
5%	9.80 lx
10%	19.6 lx
30%	58.8 lx
50%	98.0 lx

Conditions:
 Number of c-planes: 2
 Lux at center: 196 lx

Lux distribution on a surface when lamp is mounted at 10 meters from the surface.

Mounting height: 10 meters / 33 feet

Photometric Report

Ovation E-910FC: 25-50 Zoom Lens-25deg , Full Power

Report Summary

Output

Total Lumens: 5261 lm
Peak Intensity: 44005 cd
Illuminance @ 5m: 1760 lux
Fixture Efficacy: 24 lm/W

Optical

Horizontal Beam Angle (50%): 22.4°
Vertical Beam Angle (50%): 22.4°
Horizontal Field Angle (10%): 27°
Vertical Field Angle (10%): 27°
Horizontal Cutoff Angle (3%): 28.9°
Vertical Cutoff Angle (3%): 28.9°

Conditions

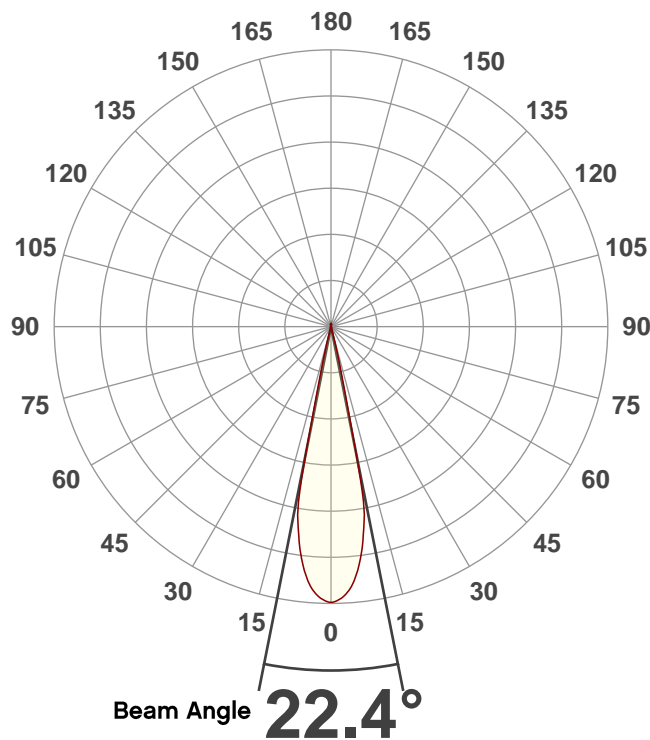
AC Supply: 118 V, 60 Hz
Power: 221.95 W
Current: 1.88 A
Power Factor: 0.99



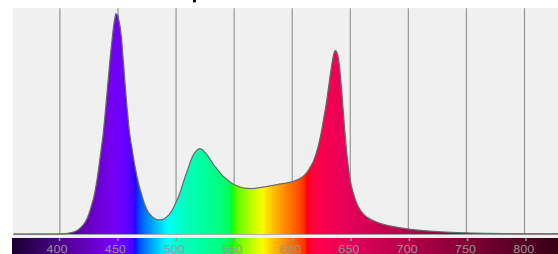
This data sheet conforms to American National Standard E1.9 – 2007 (R2017). All data was measured and calculated by a Viso Systems LabSpion Goniometer at the Chauvet PD Optics Laboratory in Sunrise, FL on 2/4/2020 to LM-63-2002 Standards.

Overall Measurement

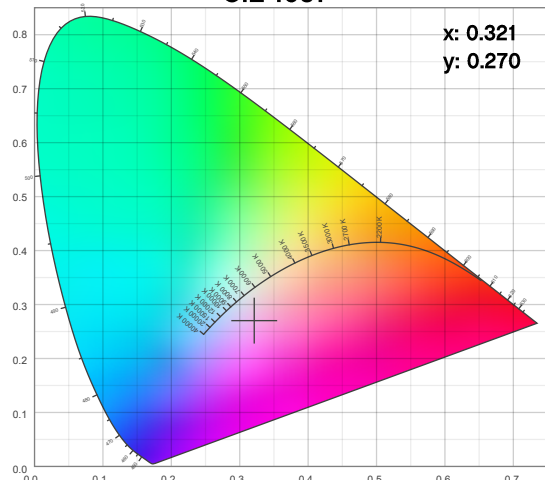
Angular Beam Distribution



Spectral Distribution



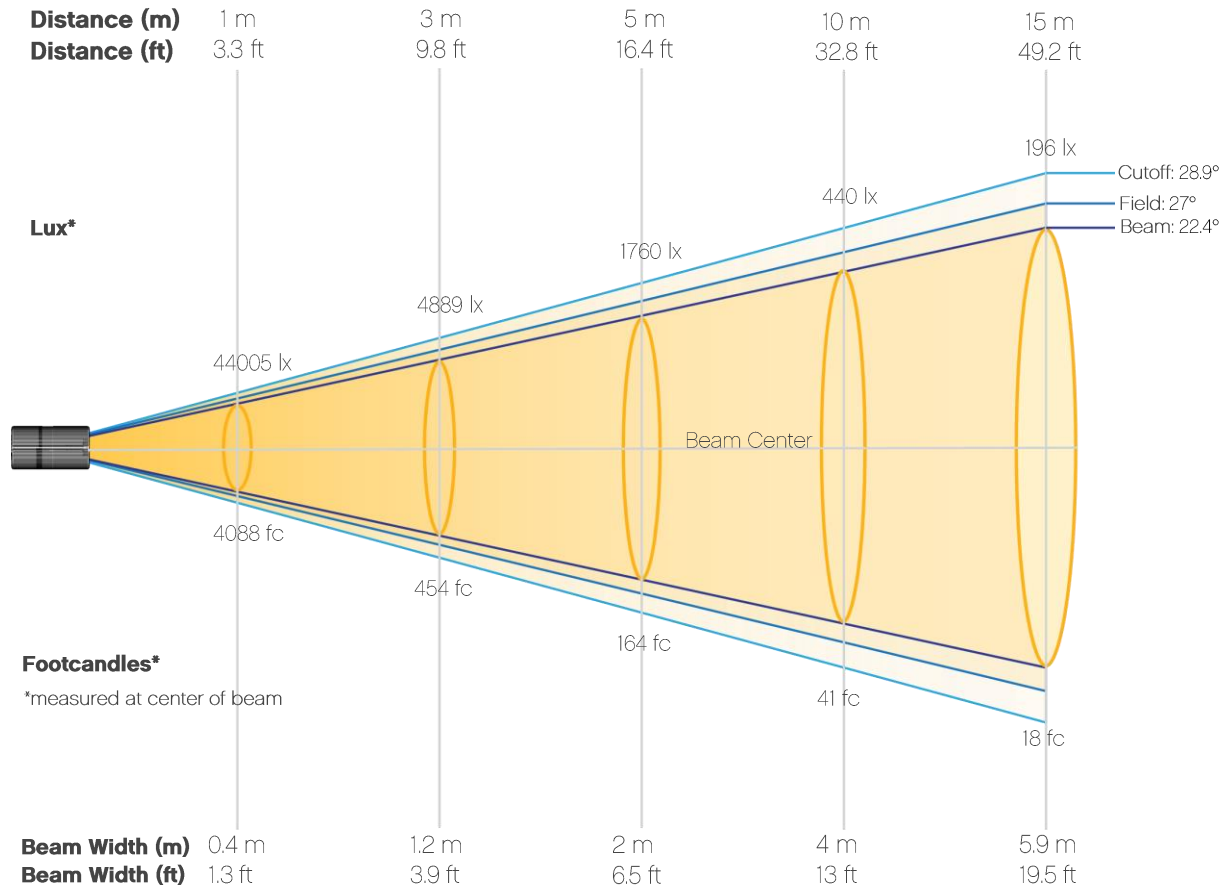
CIE 1931



Photometric Report

Ovation E-910FC: 25-50 Zoom Lens-25deg , Full Power

Beam Details



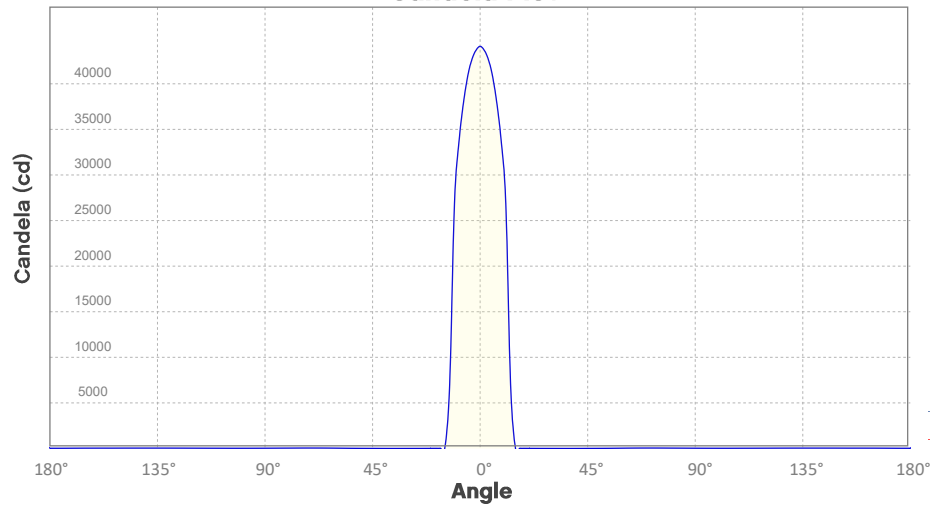
Beam Illuminances from 1-20m (3.3-65.6ft)

Distance	1m	2m	3m	4m	5m	6m	7m	8m	9m	10m
Lux	44005	11001	4889	2750	1760	1222	898	688	543	440
Distance	11m	12m	13m	14m	15m	16m	17m	18m	19m	20m
Lux	364	306	260	225	196	172	152	136	122	110
Distance	3.3ft	6.6ft	9.8ft	13.1ft	16.4ft	19.7ft	23ft	26.2ft	29.5ft	32.8ft
FC	4088	1022	454	256	164	114	83	64	50	41
Distance	36.1ft	39.4ft	42.7ft	45.9ft	49.2ft	52.5ft	55.8ft	59.1ft	62.3ft	65.6ft
FC	34	28	24	21	18	16	14	13	11	10

Photometric Report

Ovation E-910FC: 25-50 Zoom Lens-25deg , Full Power

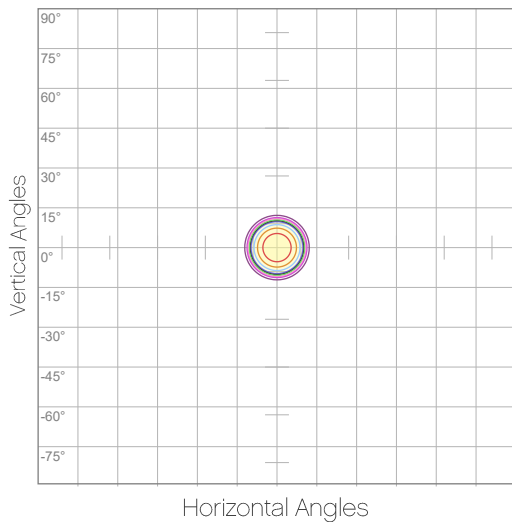
Candela Plot



Beam Angle (50%): 22.4°
 Field Angle (10%): 27°
 Cutoff Angle (3%): 28.9°

— Horizontal Distribution
 — Vertical Distribution

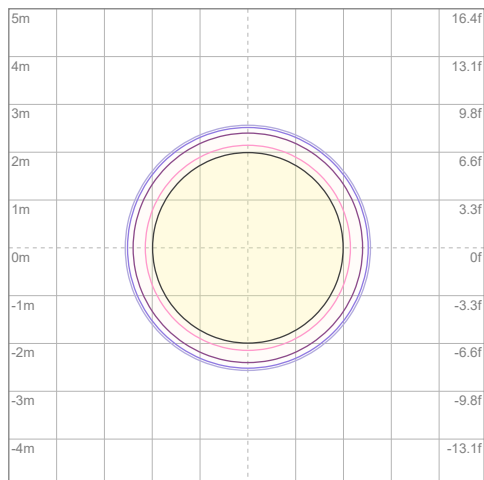
Polar Diagrams



iso-candela Diagram

10%	4401 cd
20%	8801 cd
30%	13202 cd
40%	17602 cd
50%	22003 cd
60%	26403 cd
70%	30804 cd
80%	35204 cd
90%	39605 cd

Conditions:
 Number of c-planes: 2
 Candela at center: 44005 cd



iso-illuminance Diagram

3%	13.2 lx
5%	22.0 lx
10%	44.0 lx
30%	132 lx
50%	220 lx

Conditions:
 Number of c-planes: 2
 Lux at center: 440 lx

Lux distribution on a surface when lamp is mounted at 10 meters from the surface.

Mounting height: 10 meters / 33 feet

Photometric Report

Ovation E-910FC: 15-30 Zoom Lens-30deg , Full Power

Report Summary

Output

Total Lumens: 1553 lm
Peak Intensity: 11093 cd
Illuminance @ 5m: 444 lux
Fixture Efficacy: 7 lm/W

Optical

Horizontal Beam Angle (50%): 22.7°
Vertical Beam Angle (50%): 22.7°
Horizontal Field Angle (10%): 30.3°
Vertical Field Angle (10%): 30.3°
Horizontal Cutoff Angle (3%): 32.8°
Vertical Cutoff Angle (3%): 32.8°

Conditions

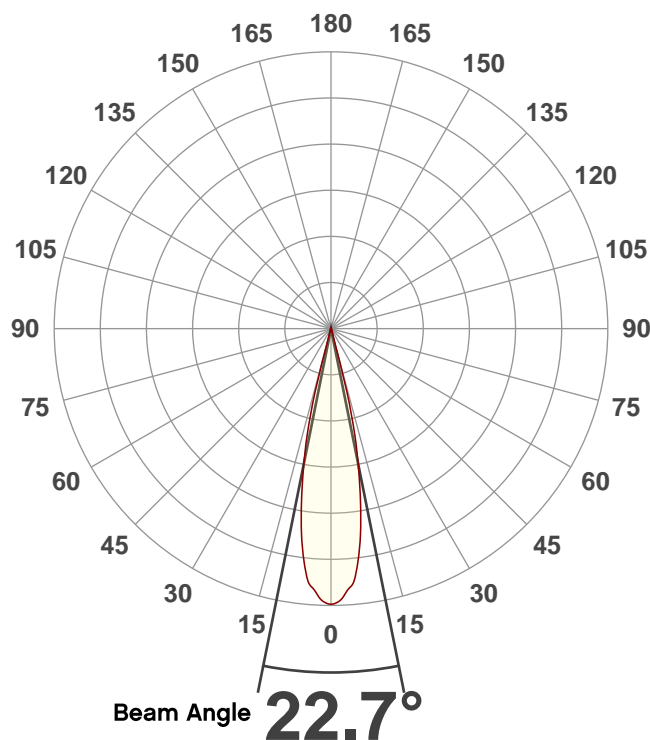
AC Supply: 118 V, 60 Hz
Power: 222.26 W
Current: 1.89 A
Power Factor: 0.99



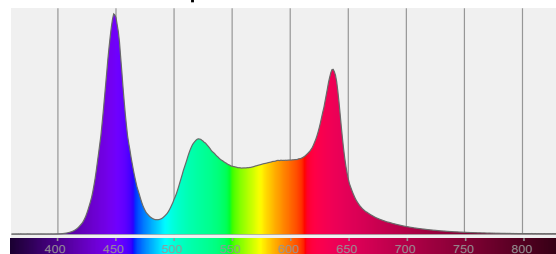
This data sheet conforms to American National Standard E1.9 – 2007 (R2017). All data was measured and calculated by a Viso Systems LabSpion Goniometer at the Chauvet PD Optics Laboratory in Sunrise, FL on 2/4/2020 to LM-63-2002 Standards.

Overall Measurement

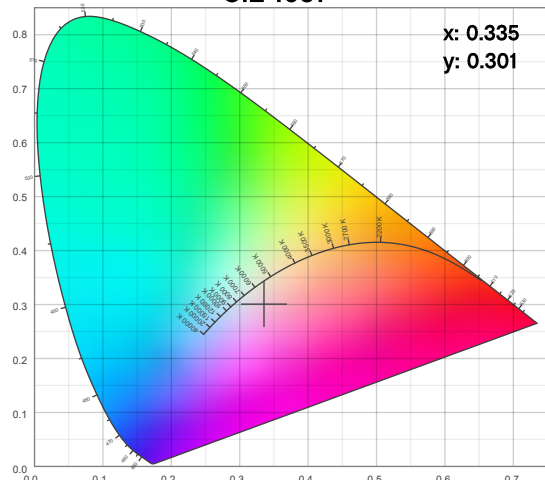
Angular Beam Distribution



Spectral Distribution



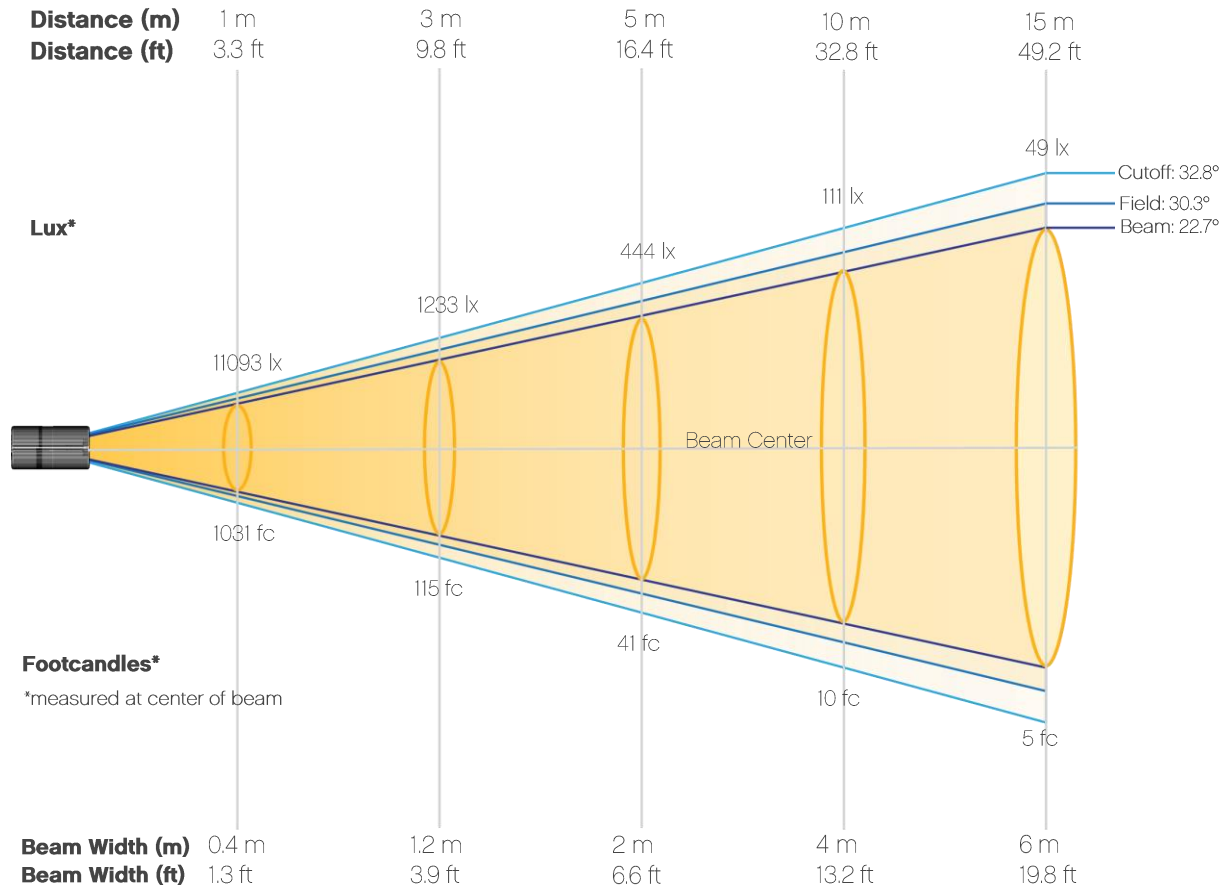
CIE 1931



Photometric Report

Ovation E-910FC: 15-30 Zoom Lens-30deg , Full Power

Beam Details



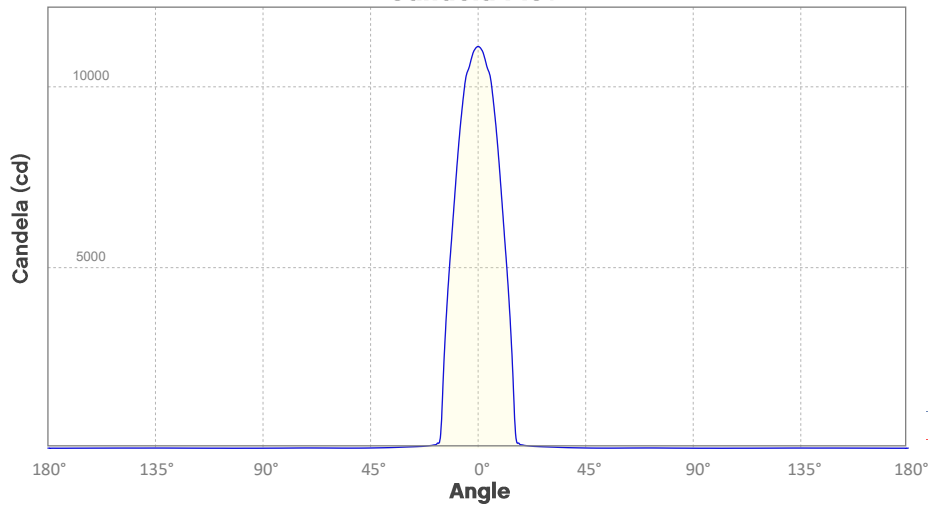
Beam Illuminances from 1-20m (3.3-65.6ft)

Distance	1m	2m	3m	4m	5m	6m	7m	8m	9m	10m
Lux	11093	2773	1233	693	444	308	226	173	137	111
Distance	11m	12m	13m	14m	15m	16m	17m	18m	19m	20m
Lux	92	77	66	57	49	43	38	34	31	28
Distance	3.3ft	6.6ft	9.8ft	13.1ft	16.4ft	19.7ft	23ft	26.2ft	29.5ft	32.8ft
FC	1031	258	115	64	41	29	21	16	13	10
Distance	36.1ft	39.4ft	42.7ft	45.9ft	49.2ft	52.5ft	55.8ft	59.1ft	62.3ft	65.6ft
FC	9	7	6	5	5	4	4	3	3	3

Photometric Report

Ovation E-910FC: 15-30 Zoom Lens-30deg , Full Power

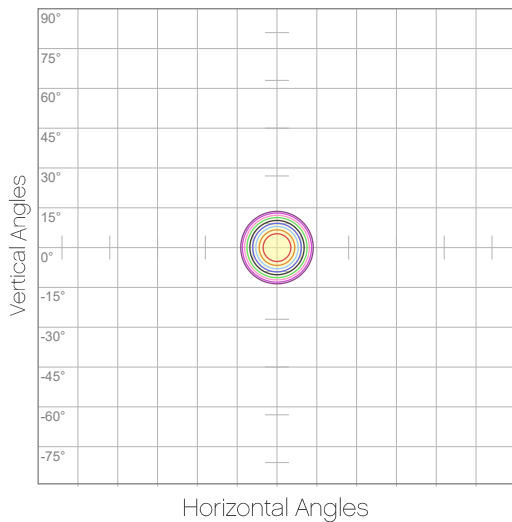
Candela Plot



Beam Angle (50%): 22.7°
Field Angle (10%): 30.3°
Cutoff Angle (3%): 32.8°

— Horizontal Distribution
— Vertical Distribution

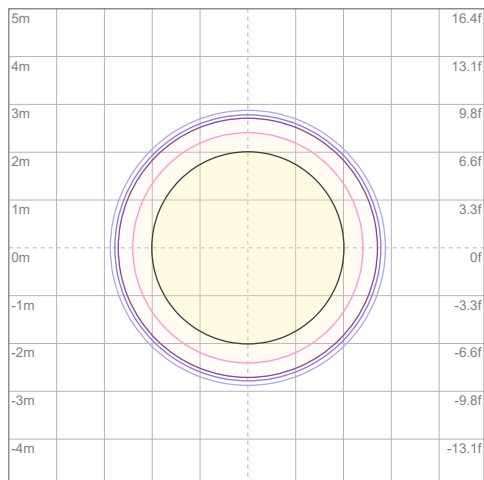
Polar Diagrams



iso-candela Diagram

10%	1109 cd
20%	2219 cd
30%	3328 cd
40%	4437 cd
50%	5547 cd
60%	6656 cd
70%	7765 cd
80%	8874 cd
90%	9984 cd

Conditions:
Number of c-planes: 2
Candela at center: 11093 cd



iso-illuminance Diagram

3%	3.33 lx
5%	5.55 lx
10%	11.1 lx
30%	33.3 lx
50%	55.5 lx

Conditions:
Number of c-planes: 2
Lux at center: 111 lx

Lux distribution on a surface when lamp is mounted at 10 meters from the surface.

Mounting height: 10 meters / 33 feet

Photometric Report

Ovation E-910FC: 15-30 Zoom Lens-15deg , Full Power

Report Summary

Output

Total Lumens: 4028 lm
Peak Intensity: 102542 cd
Illuminance @ 5m: 4102 lux
Fixture Efficacy: 18 lm/W

Optical

Horizontal Beam Angle (50%): 12.1°
Vertical Beam Angle (50%): 12.1°
Horizontal Field Angle (10%): 15.2°
Vertical Field Angle (10%): 15.2°
Horizontal Cutoff Angle (3%): 15.8°
Vertical Cutoff Angle (3%): 15.8°

Conditions

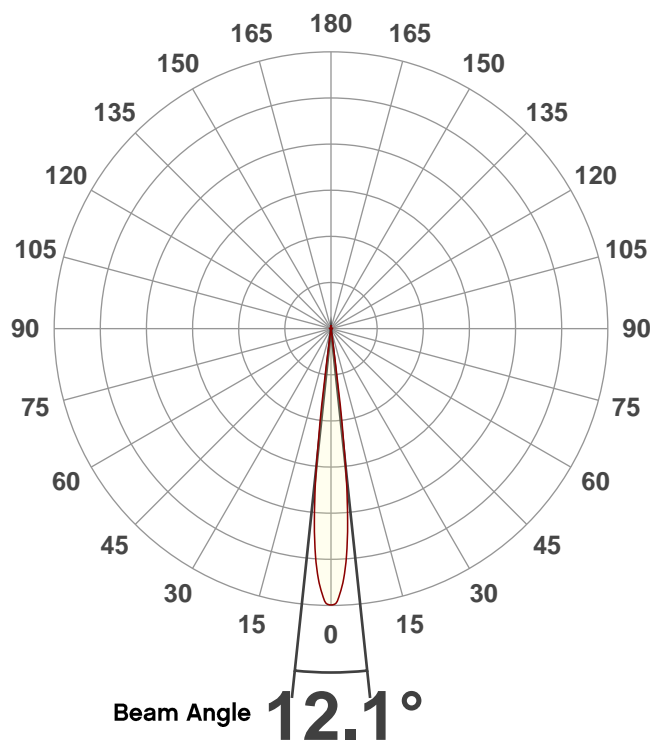
AC Supply: 117 V, 60.1 Hz
Power: 222.97 W
Current: 1.90 A
Power Factor: 0.99



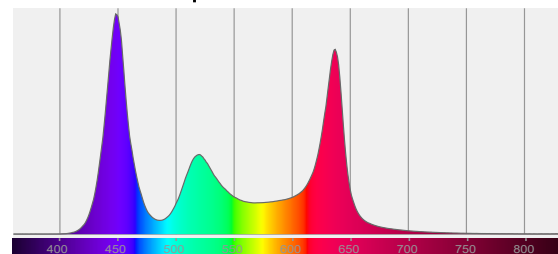
This data sheet conforms to American National Standard E1.9 – 2007 (R2017). All data was measured and calculated by a Viso Systems LabSpion Goniometer at the Chauvet PD Optics Laboratory in Sunrise, FL on 2/4/2020 to LM-63-2002 Standards.

Overall Measurement

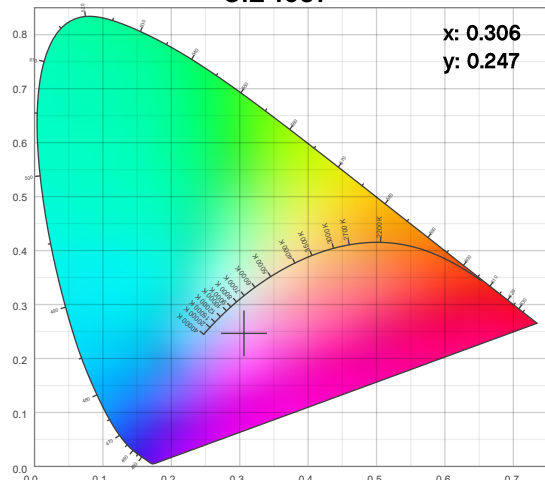
Angular Beam Distribution



Spectral Distribution



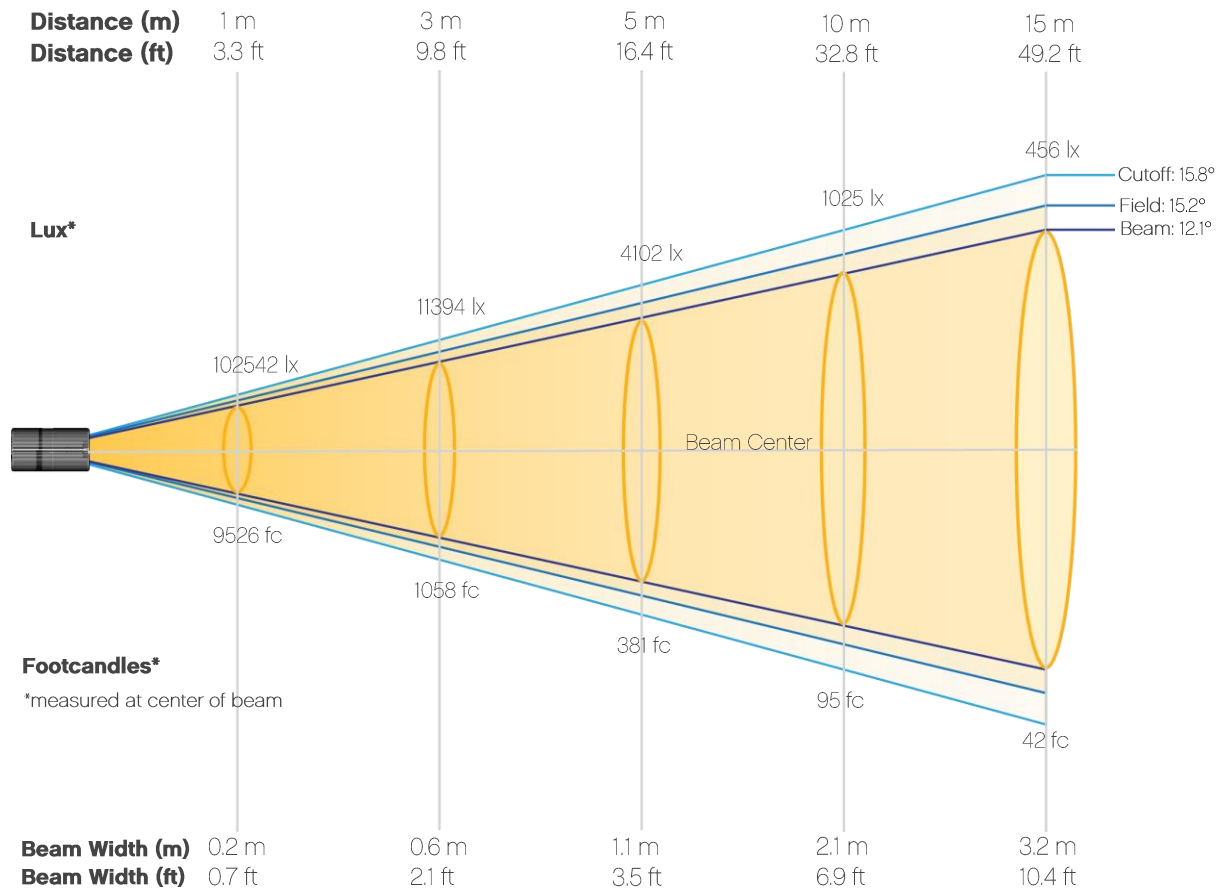
CIE 1931



Photometric Report

Ovation E-910FC: 15-30 Zoom Lens-15deg , Full Power

Beam Details



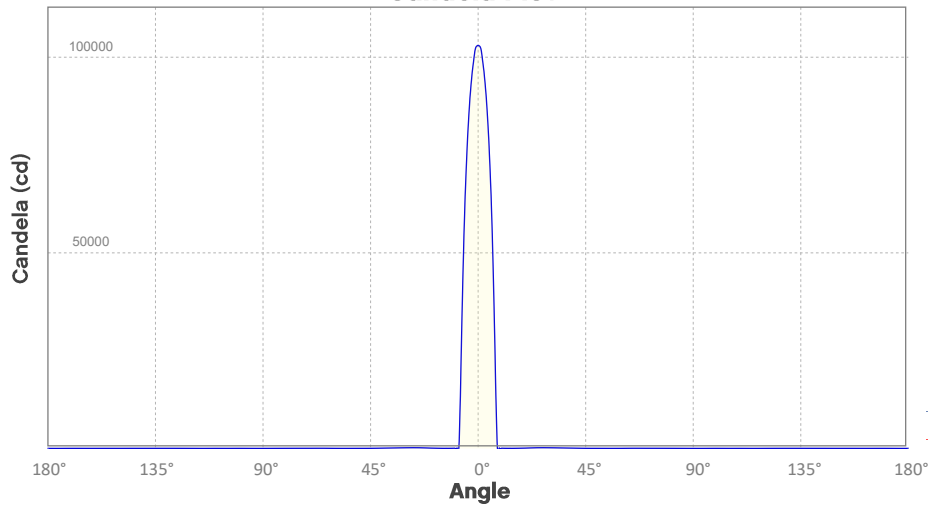
Beam Illuminances from 1-20m (3.3-65.6ft)

Distance	1m	2m	3m	4m	5m	6m	7m	8m	9m	10m
Lux	102542	25636	11394	6409	4102	2848	2093	1602	1266	1025
Distance	11m	12m	13m	14m	15m	16m	17m	18m	19m	20m
Lux	847	712	607	523	456	401	355	316	284	256
Distance	3.3ft	6.6ft	9.8ft	13.1ft	16.4ft	19.7ft	23ft	26.2ft	29.5ft	32.8ft
FC	9526	2382	1058	595	381	265	194	149	118	95
Distance	36.1ft	39.4ft	42.7ft	45.9ft	49.2ft	52.5ft	55.8ft	59.1ft	62.3ft	65.6ft
FC	79	66	56	49	42	37	33	29	26	24

Photometric Report

Ovation E-910FC: 15-30 Zoom Lens-15deg , Full Power

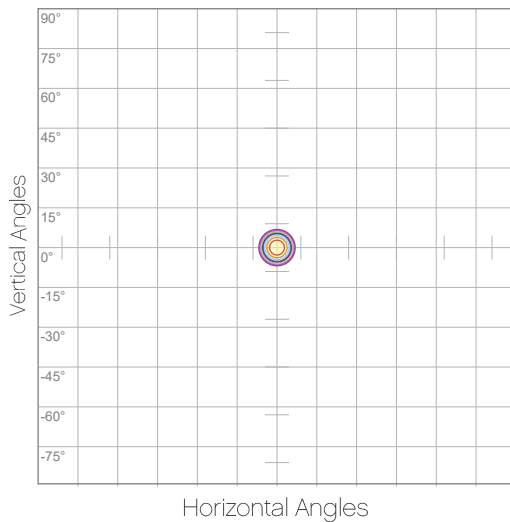
Candela Plot



Beam Angle (50%): 12.1°
Field Angle (10%): 15.2°
Cutoff Angle (3%): 15.8°

— Horizontal Distribution
— Vertical Distribution

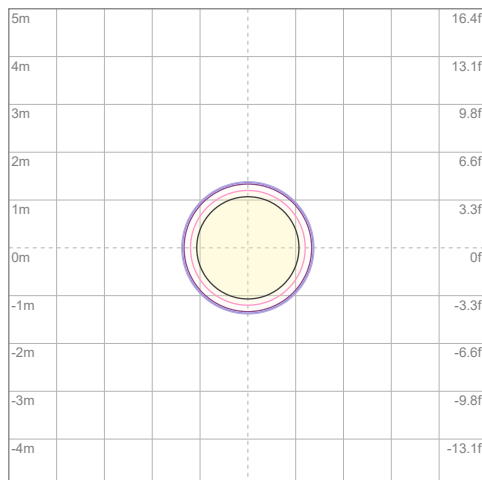
Polar Diagrams



iso-candela Diagram

10%	10254 cd
20%	20508 cd
30%	30763 cd
40%	41017 cd
50%	51271 cd
60%	61525 cd
70%	71780 cd
80%	82034 cd
90%	92288 cd

Conditions:
Number of c-planes: 2
Candela at center: 102542 cd



iso-illuminance Diagram

3%	30.8 lx
5%	51.3 lx
10%	103 lx
30%	308 lx
50%	513 lx

Conditions:
Number of c-planes: 2
Lux at center: 1025 lx

Lux distribution on a surface when lamp is mounted at 10 meters from the surface.

Mounting height: 10 meters / 33 feet

Chromaticity Report

Ovation E-910FC: 3200K

Report Summary

Measurements

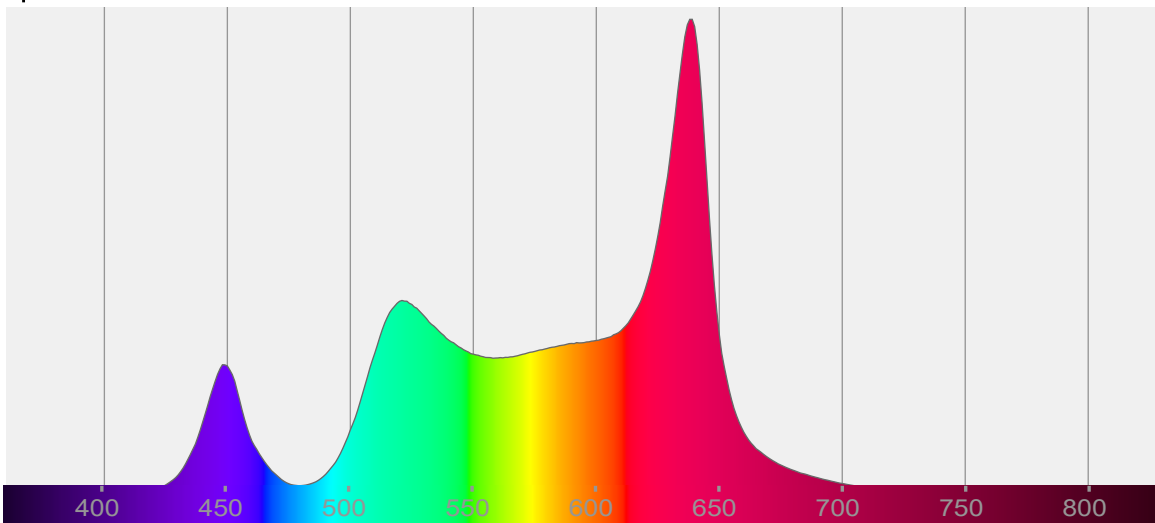
Total Lumens: 4380 lm
Peak Intensity: 29656 cd
Fixture Efficacy: 27 lm/W

Correlated Color Temperature: 3217K
 Δuv : 0.0053

CRI: 85.9 CRI R9 Value: 58.1
CQS: 87.8
TLCI: 80
TM-30-18 Rf: 89.0
TM-30-18 Rg: 109.1
1st Dominant Wavelength: 639 nm
2nd Dominant Wavelength: 521 nm



Spectral Distribution



Tested Color

3217 K
CIE 1931 Coordinates:
X: 0.429 Y: 0.414

Color Temperature

3217 K

Light Quality

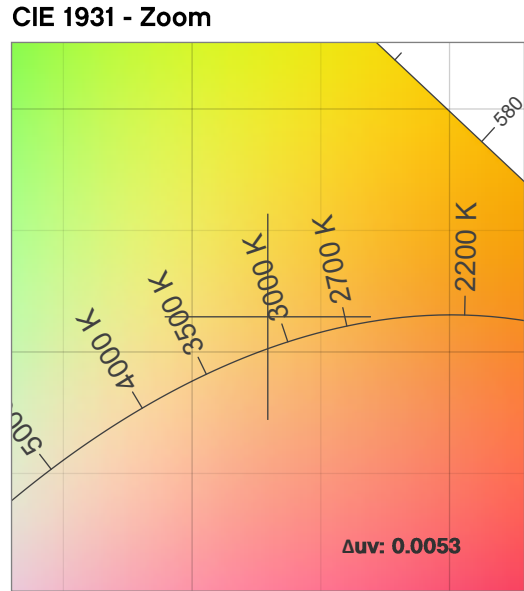
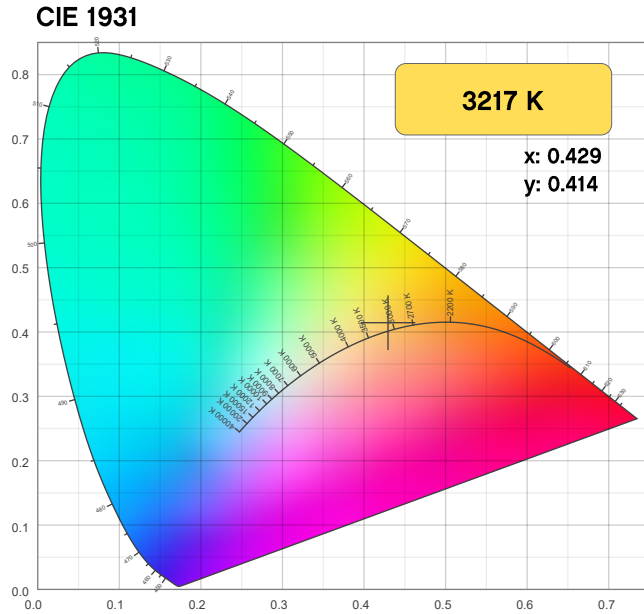
CRI: 85.9

Notes:

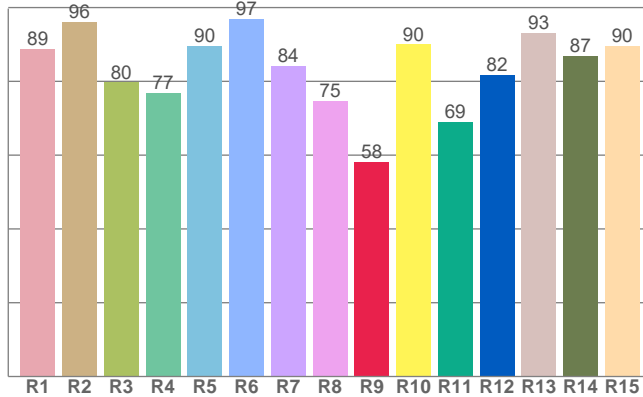
Chromaticity Report

Ovation E-910FC: 3200K

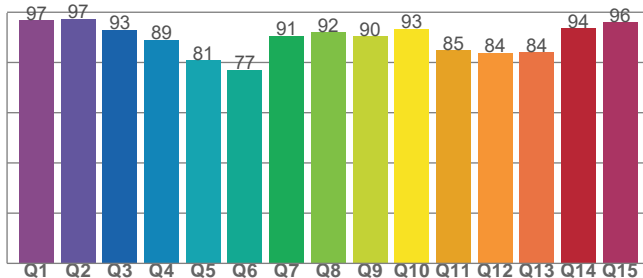
Chromaticity



CRI: 85.9 (R1-R8)



CQS: 87.8



Color Parameters

Color Temperature	Color Coordinate CIE 1931	Color Coordinate CIE 1931
CCT	x	y
3217 K	0.429	0.414

Color Deviation from Black Body Curve	Color Coordinate CIE 1964	Color Coordinate CIE 1964
Δuv	y	u
0.0053	0.414	0.241

Color Rendering Index	Red Component	Color Quality Scale
CRI	CRI - R9	CQS
85.9	58.1	87.8

Television Lighting Consistency Index	Color Fidelity	Color Gamut
TLCI	TM-30-18 - Rf	TM-30-18 Rg
80	89.0	109.1

Chromaticity Report

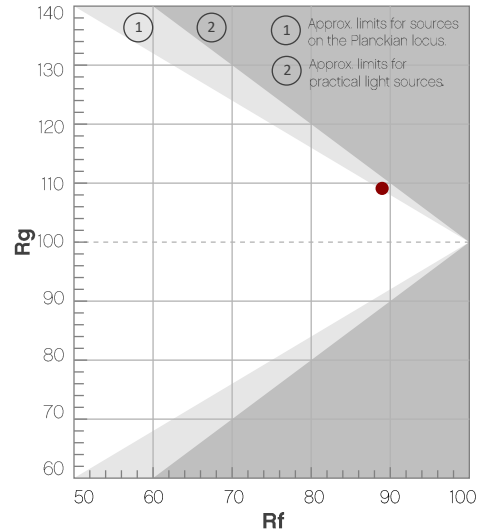
Ovation E-910FC: 3200K

TM-30-18 Details

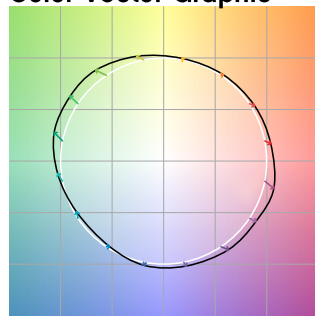
Rf 89.0
Fidelity Index (R_f)

Rg 109.1
Gamut Index (R_g)

Hue Bin	R _f	Chroma Shift	Hue Shift
1	87	5%	-4%
2	90	3%	-4%
3	91	2%	-2%
4	94	1%	2%
5	89	5%	6%
6	82	10%	6%
7	84	10%	-2%
8	82	10%	-6%
9	87	3%	-8%
10	89	-2%	-6%
11	93	-2%	2%
12	93	3%	2%
13	94	4%	2%
14	90	6%	5%
15	88	7%	1%
16	87	10%	-5%



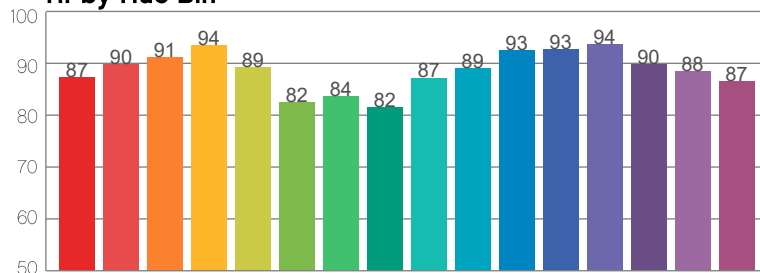
Color Vector Graphic



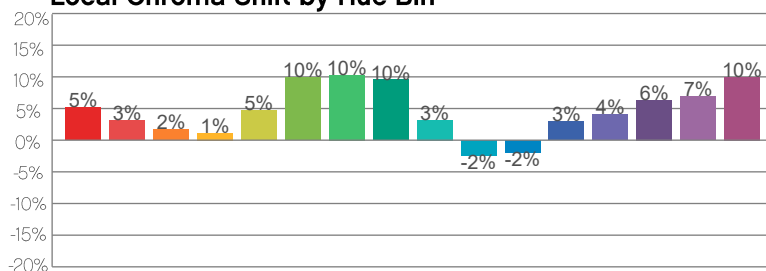
Color Distortion Graphic



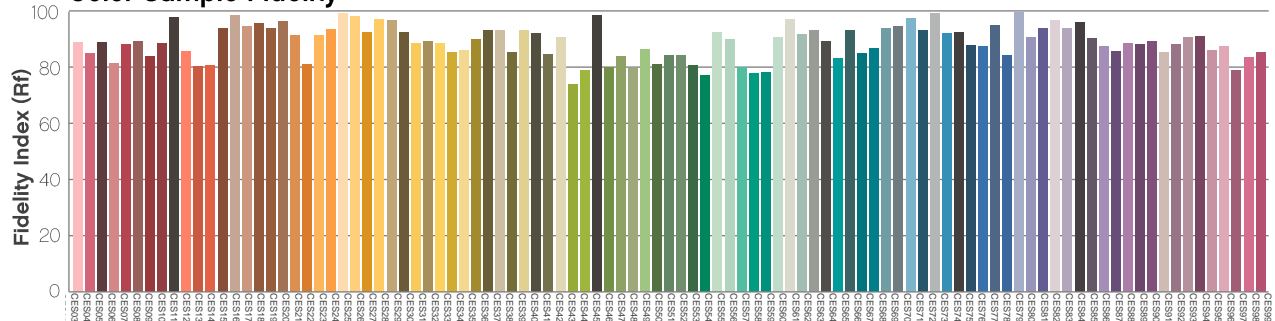
R_f by Hue Bin



Local Chroma Shift by Hue Bin



Color Sample Fidelity



Chromaticity Report

Ovation E-910FC: 5600K

Report Summary

Measurements

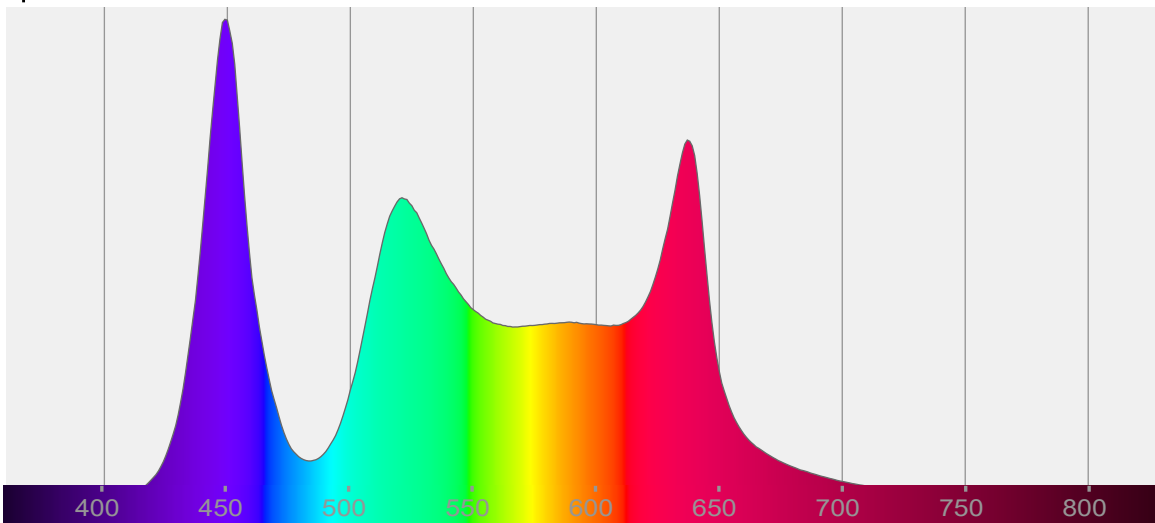
Total Lumens: 4551 lm
Peak Intensity: 30626 cd
Fixture Efficacy: 27 lm/W

Correlated Color Temperature: 5623K
 Δuv : -0.0055

CRI: 85.4 CRI R9 Value: 64.4
CQS: 89.4
TLCI: 80
TM-30-18 Rf: 85.3
TM-30-18 Rg: 110.7
1st Dominant Wavelength: 449 nm
2nd Dominant Wavelength: 637 nm



Spectral Distribution



Tested Color

5623 K

CIE 1931 Coordinates:
X: 0.330 Y: 0.334

Color Temperature

5623 K

Light Quality

CRI: 85.4

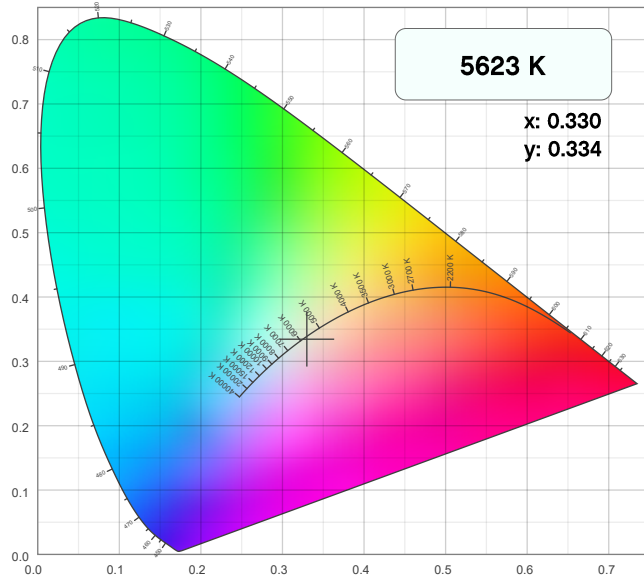
Notes:

Chromaticity Report

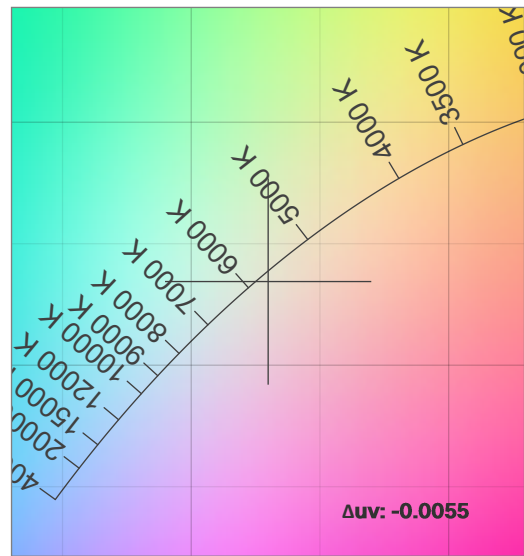
Ovation E-910FC: 5600K

Chromaticity

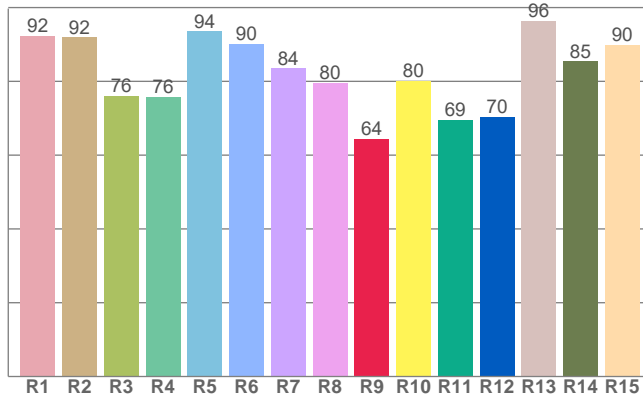
CIE 1931



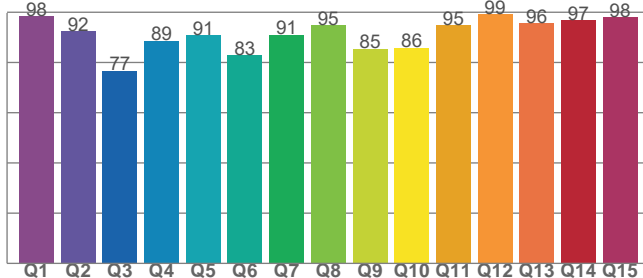
CIE 1931 - Zoom



CRI: 85.4 (R1-R8)



CQS: 89.4



Color Parameters

Color Temperature	Color Coordinate CIE 1931	Color Coordinate CIE 1931
CCT	x	y
5623 K	0.330	0.334

Color Deviation from Black Body Curve	Color Coordinate CIE 1964	Color Coordinate CIE 1964
Δuv	y	u
-0.0055	0.334	0.208

Color Rendering Index	Red Component	Color Quality Scale
CRI	CRI - R9	CQS
85.4	64.4	89.4

Television Lighting Consistency Index	Color Fidelity	Color Gamut
TLCI	TM-30-18 - Rf	TM-30-18 Rg
80	85.3	110.7

Chromaticity Report

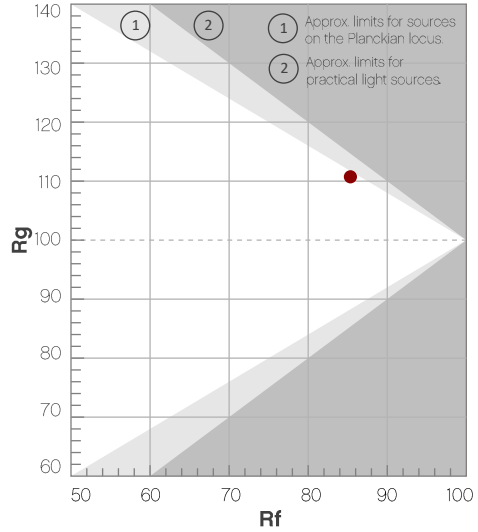
Ovation E-910FC: 5600K

TM-30-18 Details

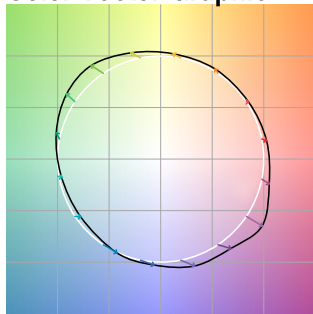
Rf 85.3
Fidelity Index (R_f)

Rg 110.7
Gamut Index (R_g)

Hue Bin	R _f	Chroma Shift	Hue Shift
1	89	4%	-3%
2	95	2%	-1%
3	90	2%	5%
4	86	2%	8%
5	83	7%	8%
6	80	13%	6%
7	84	11%	-2%
8	88	4%	-5%
9	93	-2%	-3%
10	90	-4%	4%
11	76	-1%	15%
12	80	2%	14%
13	84	8%	12%
14	80	10%	8%
15	81	18%	1%
16	86	8%	-3%



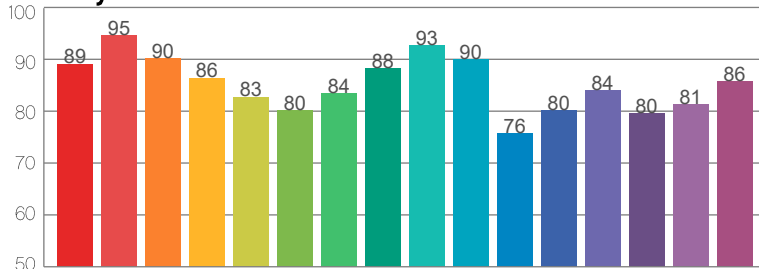
Color Vector Graphic



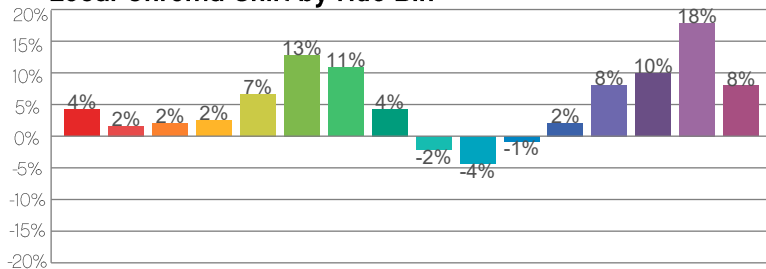
Color Distortion Graphic



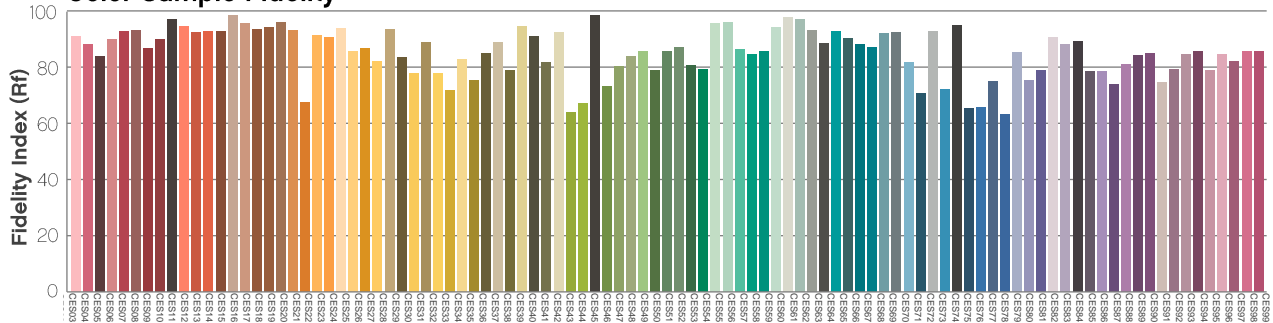
R_f by Hue Bin



Local Chroma Shift by Hue Bin



Color Sample Fidelity



Contact Us

General Information	Technical Support
Chauvet World Headquarters	
5200 NW 108 th Ave. Sunrise, FL 33351 Voice: (954) 577-4455 Fax: (954) 929-5560 Toll Free: (800) 762-1084	Voice: (844) 393-7575 Fax: (954) 756-8015 Email: chauvetcs@chauvetlighting.com Website: www.chauvetprofessional.com
Chauvet Europe Ltd	
Unit 1C Brookhill Road Industrial Estate Pinxton, Nottingham, UK NG16 6NT Voice: +44 (0) 1773 511115 Fax: +44 (0) 1773 511110	Email: UKtech@chauvetlighting.eu Website: www.chauvetprofessional.eu
Chauvet Europe BVBA	
Stokstraat 18 9770 Kruishoutem, Belgium Voice: +32 (9) 388 93 97	Email: BNLtech@chauvetlighting.eu Website: www.chauvetprofessional.eu
Chauvet France	
3, Rue Ampère 91380 Chilly-Mazarin, France Voice: +33 1 78 85 33 59	Email: FRtech@chauvetlighting.fr Website: www.chauvetprofessional.eu
Chauvet Germany	
Bruno-Bürgel-Str. 11 28759 Bremen, Germany Voice: +49 421 62 60 20	Email: DEtech@chauvetlighting.de Website: www.chauvetprofessional.eu
Chauvet Mexico	
Av. de las Partidas 34 - 3B (Entrance by Calle 2) Zona Industrial Lerma Lerma, Edo. de México, CP 52000 Voice: +52 (728) 690-2010	Email: servicio@chauvetlighting.de Website: www.chauvetprofessional.eu

Visit the applicable website above to verify our contact information and instructions to request support. Outside the U.S., U.K., Ireland, Benelux, France, Germany, or Mexico, contact the dealer of the record.