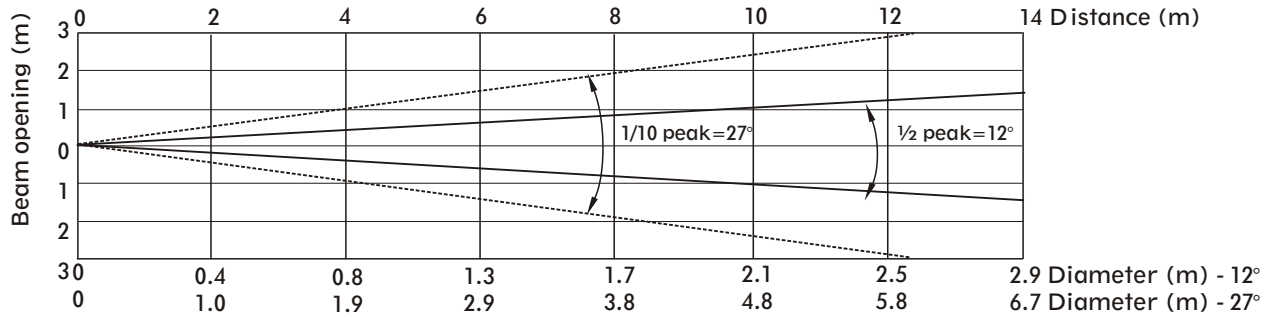


City Skape 48

Photometric Diagram

(High power mode)

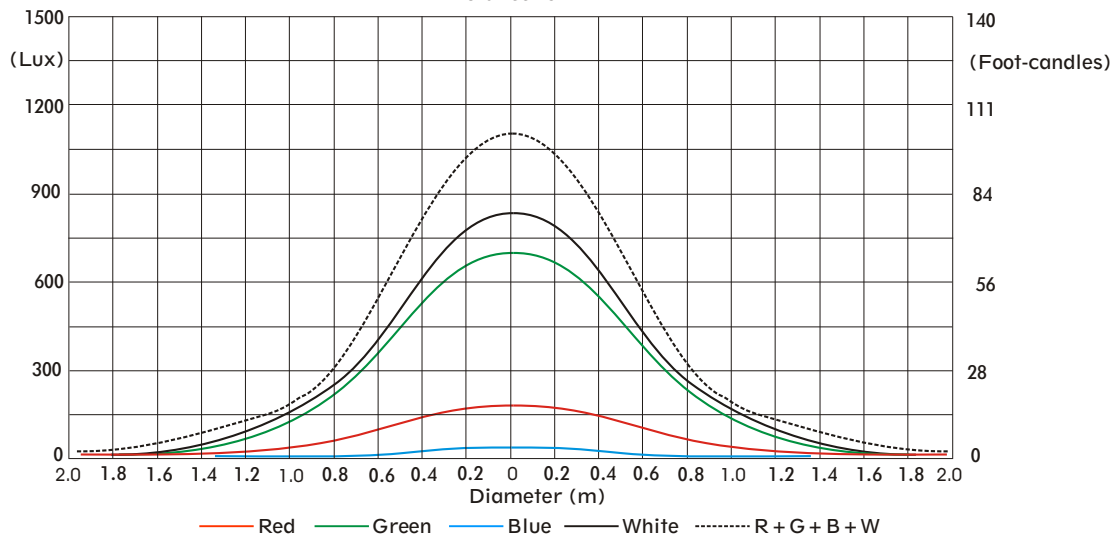
12° Beam Angle



Distance (m)	2	4	5	6	8	10	12	14	
Red	1013/94	253/24	162/15	112/11	63/6	41/4	28/3	21/2	Intensity (center) Lux/Footcandles
Green	4250/395	1062/99	680/63	472/44	266/25	170/16	118/11	87/8	
Blue	269/25	67/6	43/4	30/3	17/2	11/1	8/0.7	6/0.5	
White	5313/494	1328/123	850/79	590/55	332/31	213/20	148/14	108/10	
R + G + B + W	7263/675	1816/168	1162/108	807/75	454/42	291/27	202/19	148/14	

Illuminance distribution

Distance=5m

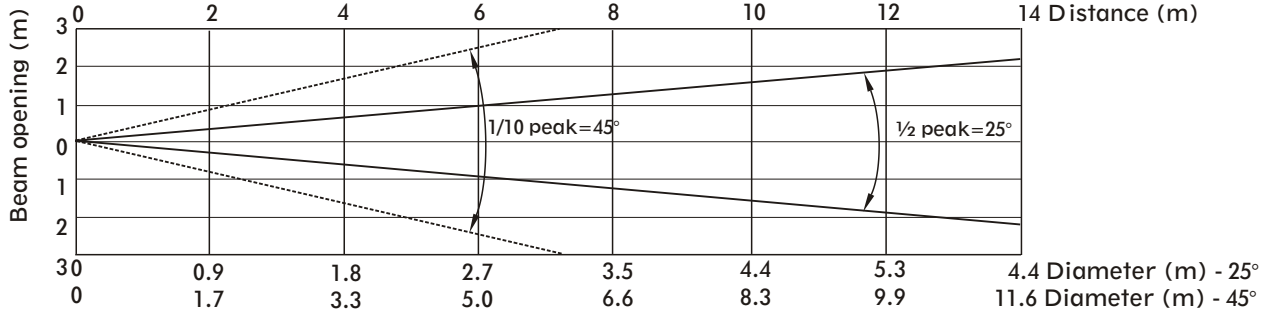


City Skape 48

Photometric Diagram

(High power mode)

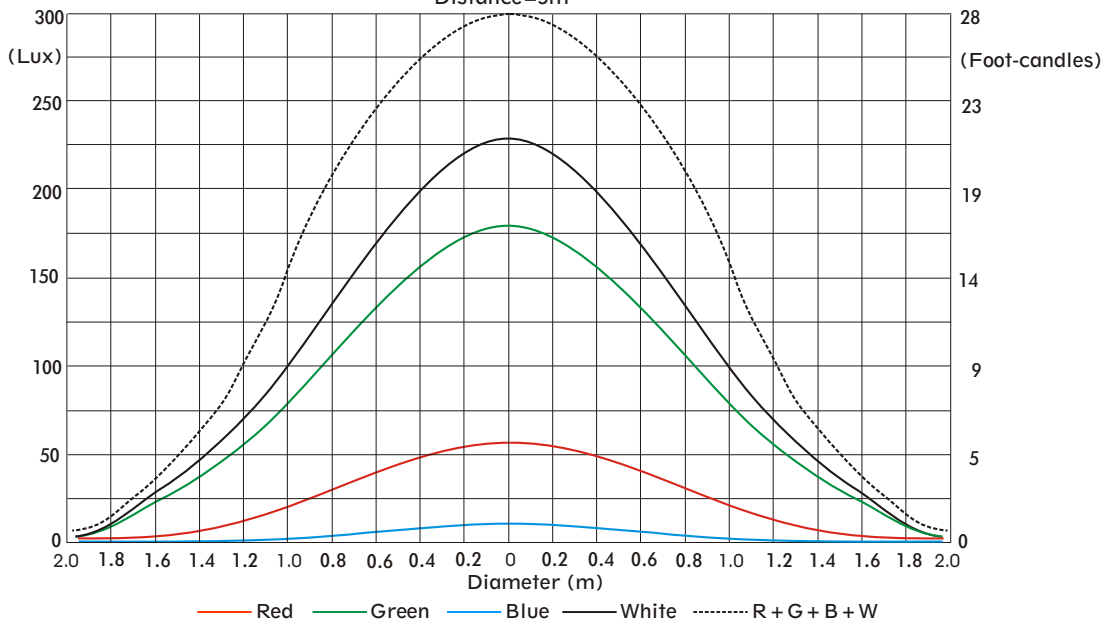
25° Lens-Array



Distance (m)	2	4	5	6	8	10	12	14	
Red	394/37	98/9	63/6	44/4	25/2	16/2	11/1	8/0.7	Intensity (center) Lux/Footcandles
Green	1131/105	283/26	181/17	126/12	71/7	45/4	31/3	23/2	
Blue	106/10	27/3	17/2	12/1	7/0.6	4/0.4	3/0.3	2/0.2	
White	1438/134	359/33	227/21	160/15	90/8	58/5	40/4	30/21	
R + G + B + W	1913/178	478/44	300/28	213/20	120/11	77/7	53/5	39/4	

Illuminance distribution

Distance=5m

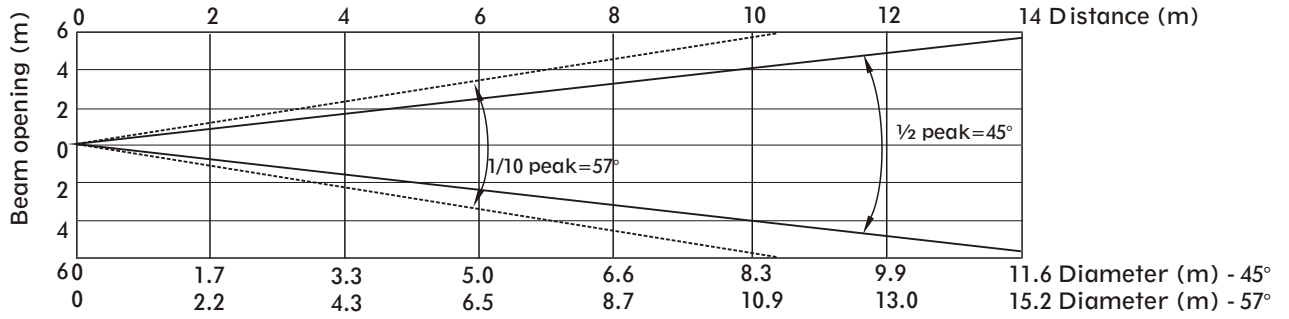


City Skape 48

Photometric Diagram

(High power mode)

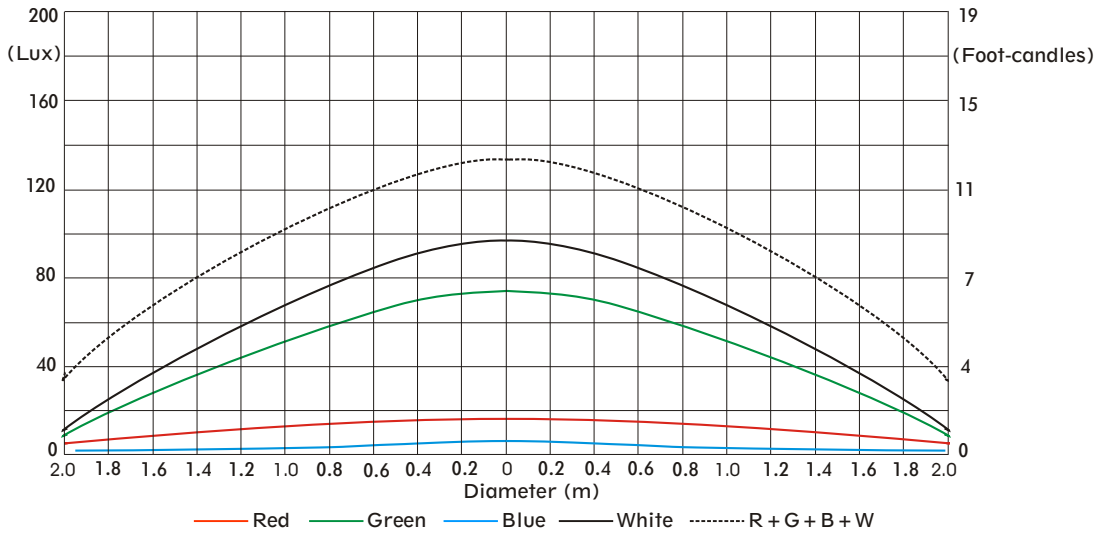
45° Lens-Array



Distance (m)	2	4	5	6	8	10	12	14	
Red	106/10	27/3	17/2	12/1	7/0.6	4/0.4	3/0.3	2/0.2	Intensity (center) Lux/Footcandles
Green	463/43	115/11	74/7	51/5	29/3	19/7	13/1	9/1	
Blue	38/4	9/1	6/0.6	4/0.4	2/0.2	1.5/0.1	1/0.1	0.8/0.1	
White	606/56	152/14	97/9	67/6	38/4	24/2	17/2	12/1	
R + G + B + W	844/78	211/20	135/13	94/9	53/5	34/3	23/2	17/2	

Illuminance distribution

Distance=5m

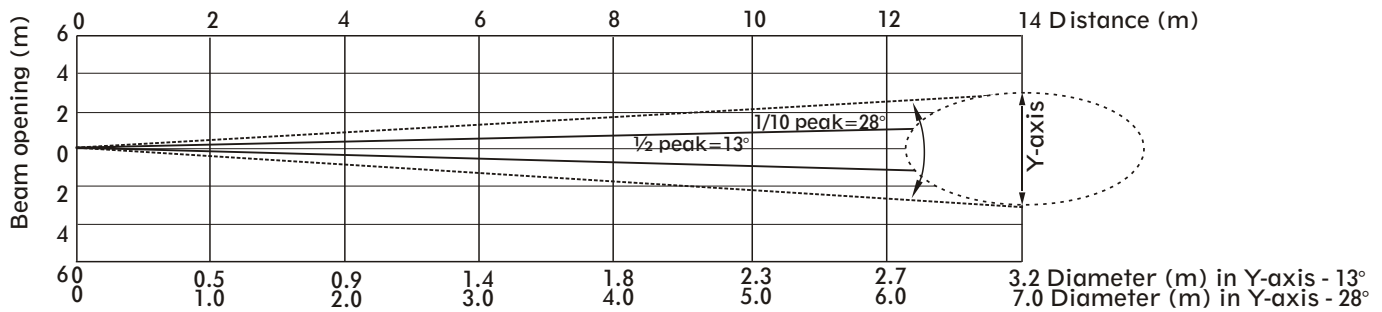
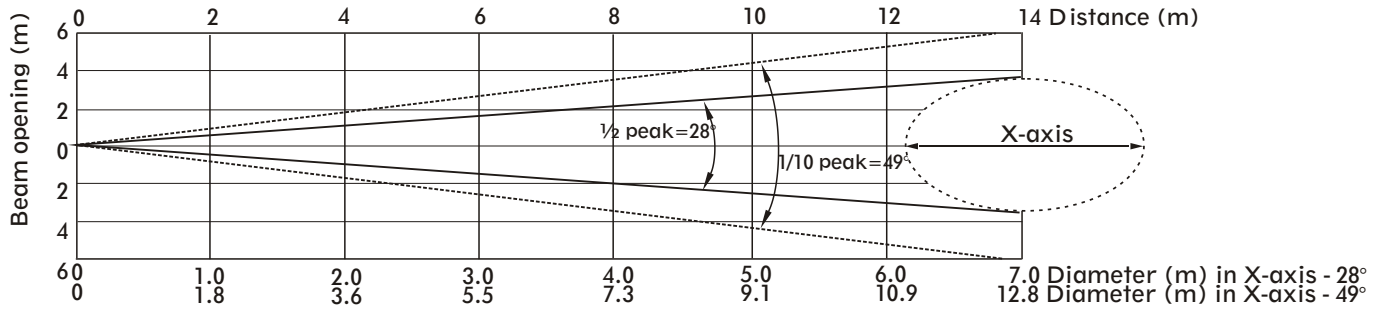


City Skape 48

Photometric Diagram

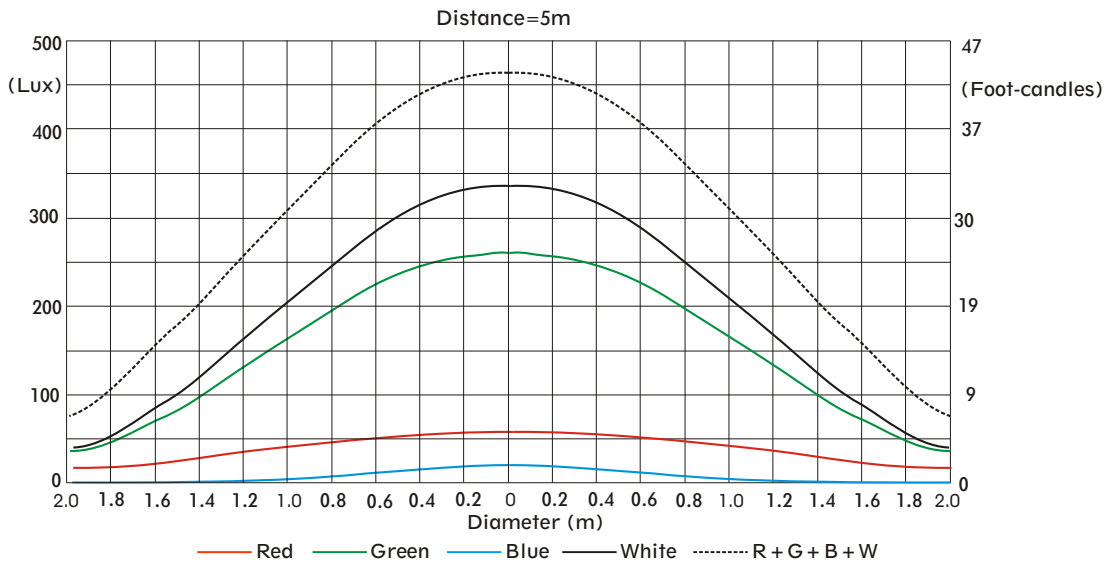
(High power mode)

45°x15° Lens-Array



Distance (m)	2	4	5	6	8	10	12	14	
Red	344/32	86/40	55/5	38/4	22/2	14/1.3	10/1	7/0.7	Intensity (center) Lux/Footcandles
Green	1606/37	402/37	257/24	179/17	100/9	64/6	45/4	33/3	
Blue	106/10	27/3	17/2	12/1	7/0.6	4/0.4	3/0.3	2/0.2	
White	2125/197	531/49	340/32	236/22	133/12	85/8	59/6	43/4	
R + G + B + W	2863/266	716/67	458/43	318/30	179/17	115/11	80/7	58/5	

Illuminance distribution in X-axis



City Skape 48

Photometric Diagram

(High power mode)

45°x15° Lens-Array

Illuminance distribution in Y-axis
Distance=5m

