


Standard (All LEDs on - 6500K) , Zoom at M (11°)

Distance (m.)	5	10	15	20	25
1/10 peak	1.0	1.9	2.9	3.9	4.8
1/2 peak	0.8	1.6	2.4	3.2	3.9
Illuminance (lux)	21440	5360	2382	1340	858




Efficacy
17.4 lumens per watt
Half-peak diameter
0.16 X distance(m)
One-tenth peak diameter
0.19 X distance(m)
Illuminance
$536000 / \text{distance}^2$ (lux)
Total Output
11100 (lumens)

[IES Data 2002](#)

Standard (All LEDs on - 6500K) , Zoom at M (28°)

Distance (m.)	3	6	9	12	15
1/10 peak	1.5	3.0	4.5	6.0	7.5
1/2 peak	1.0	1.9	2.9	3.8	4.8
Illuminance (lux)	16222	4056	1802	1014	649

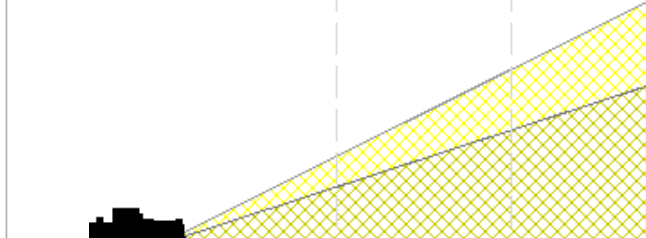


Efficacy
21.3 lumens per watt
Half-peak diameter
0.32 X distance(m)
One-tenth peak diameter
0.50 X distance(m)
Illuminance
$146000 / \text{distance}^2$ (lux)
Total Output
13600 (lumens)

[IES Data 2002](#)

Standard (All LEDs on - 6500K) , Zoom at M (53°)

Distance (m.)	1.5	3	4.5	6	7.5
1/10 peak	1.5	3.0	4.5	6.0	7.5
1/2 peak	1.0	2.0	2.9	3.9	4.9
Illuminance (lux)	19111	4778	2123	1194	764



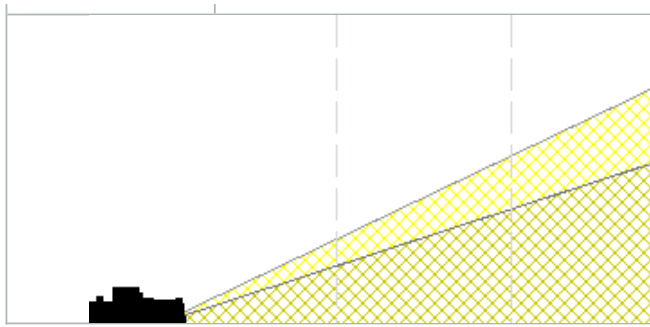
Efficacy
24.7 lumens per watt
Half-peak diameter
0.65 X distance(m)
One-tenth peak diameter
1.00 X distance(m)
Illuminance
$43000 / \text{distance}^2$ (lux)
Total Output
15700 (lumens)

[IES Data 2002](#)

Standard (Only Red LEDs on) , Zoom at M (51°)

Distance (m.)	1	2	3	4	5
1/10 peak	1.0	1.9	2.9	3.8	4.8
1/2 peak	0.7	1.3	2.0	2.6	3.3
Illuminance (lux)	8800	2200	978	550	352

Efficacy
13.2 lumens per watt
Half-peak diameter

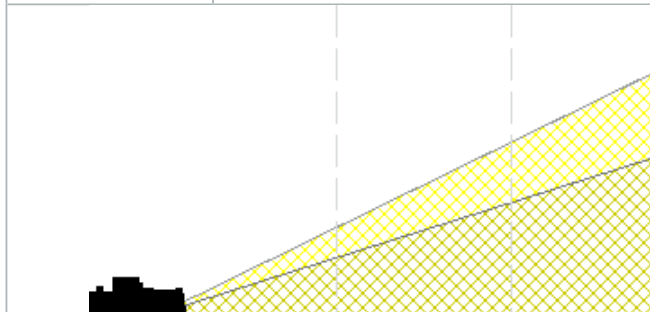


0.65 X distance(m)
One-tenth peak diameter
0.95 X distance(m)
Illuminance
$8800 / \text{distance}^2$ (lux)
Total Output
3100 (lumens)

[IES Data 2002](#)

Standard (Only Green LEDs on) , Zoom at M (52°)

Distance (m.)	1	2	3	4	5
1/10 peak	1.0	2.0	2.9	3.9	4.9
1/2 peak	0.6	1.3	1.9	2.5	3.2
Illuminance (lux)	17000	4250	1889	1062	680

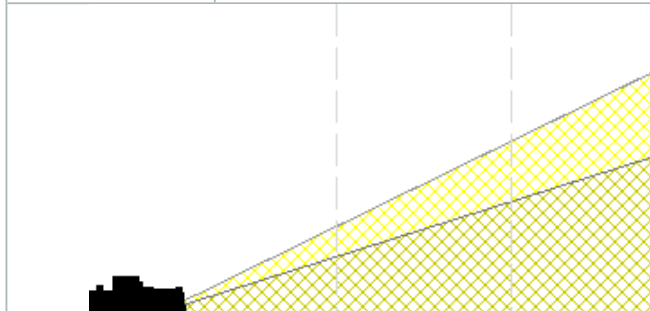


Efficacy
19.9 lumens per watt
Half-peak diameter
0.63 X distance(m)
One-tenth peak diameter
0.98 X distance(m)
Illuminance
$17000 / \text{distance}^2$ (lux)
Total Output
6100 (lumens)

[IES Data 2002](#)

Standard (Only Blue LEDs on) , Zoom at M (52°)

Distance (m.)	0.5	1	1.5	2	2.5
1/10 peak	0.5	1.0	1.5	2.0	2.4
1/2 peak	0.3	0.6	1.0	1.3	1.6
Illuminance (lux)	13600	3400	1511	850	544



Efficacy
4.3 lumens per watt
Half-peak diameter
0.63 X distance(m)
One-tenth peak diameter
0.98 X distance(m)
Illuminance
$3400 / \text{distance}^2$ (lux)
Total Output
1200 (lumens)

[IES Data 2002](#)