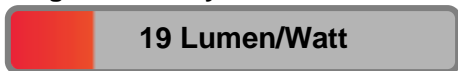


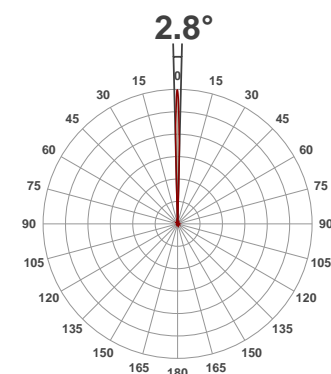
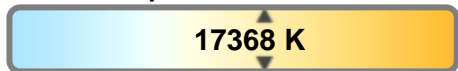
Light efficiency:



Light quality:



Color temperature:



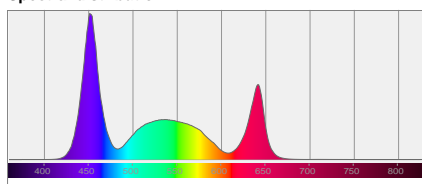
Product name:
Dartz 360

Test:
Full On

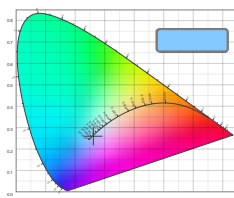
Date:
9/7/2017

Output: 1977 lm Power consumption: 101 W Peak: 743157 cd

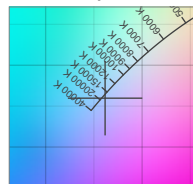
Spectral distribution



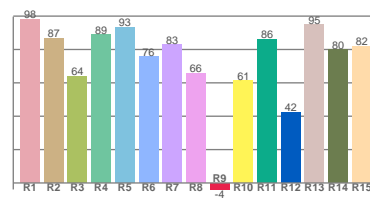
Color coordinates



Zoom color point

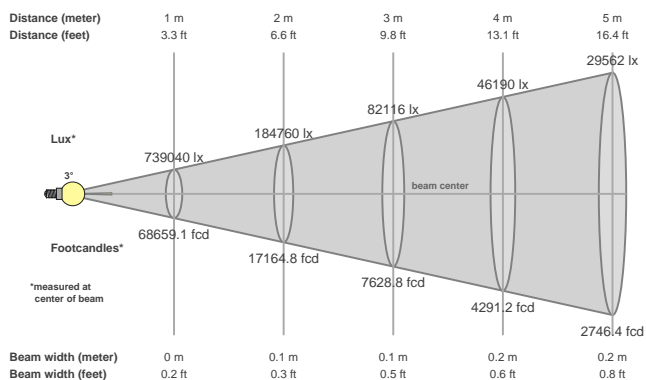


CRI R values



Color temperature	Color rendering index	Red component	Color fidelity	Color gamut	Color quality scale	Color coordinate cie 1931	Color coordinate cie 1931	Color coordinate	Color coordinate	Color deviation from black body
CCT	CRI	CRI R9	TM30 Rf	TM30 Rg	CQS	x	y	u	v	Δuv
17368 K	81.9	-3.9	74.8	104.2	81.6	0.262	0.260	0.187	0.279	0.0057

Beam details



Beam angles

Beam angle 50%	Field angle 10%	Cutoff angle 2,5%
2.8°	3.5°	3.9°

Beam intensities

Peak intensity	Int. ratio in 120° cone	Int. ratio in 90° cone
743157 cd	76.1%	72.2%

Power

Power	Power factor	Power frequency
101 W	0.99	60 Hz

Nominal voltage	Voltage	Current
230 V	111 V	0.917 A

Beam intensities from 1-20m

1m	2m	3m	4m	5m	6m	7m	8m	9m	10m	11m	12m	13m	14m	15m	16m	17m	18m	19m	20m
3.3ft	6.6ft	9.8ft	13.1ft	16.4ft	19.7ft	23ft	26.2ft	29.5ft	32.8ft	36.1ft	39.4ft	42.7ft	45.9ft	49.2ft	52.5ft	55.8ft	59.1ft	62.3ft	65.6ft
739040lx	184760lx	82116lx	46190lx	29562lx	20529lx	15082lx	11548lx	9124lx	7390lx	6108lx	5132lx	4373lx	3771lx	3285lx	2887lx	2557lx	2281lx	2047lx	1848lx
68659.1 fcd	17164.8 fcd	7628.8 fcd	4291.2 fcd	2746.4 fcd	1907.2 fcd	1401.2 fcd	1072.8 fcd	847.6 fcd	686.6 fcd	567.4 fcd	476.8 fcd	406.3 fcd	350.3 fcd	305.2 fcd	268.2 fcd	237.6 fcd	211.9 fcd	190.2 fcd	171.6 fcd