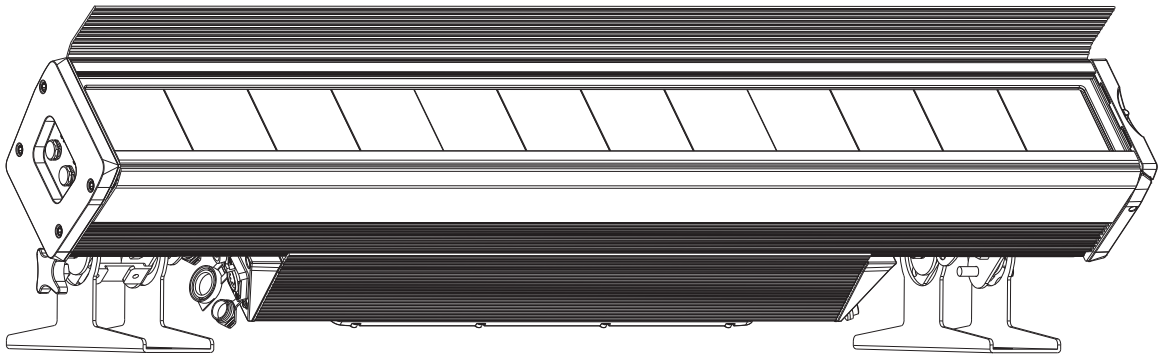


# COLORADO *SOLO BATTEN*

## User Manual



  
**CHAUVET**  
**PROFESSIONAL**

## EDITION NOTES

The Colorado Solo Batten User Manual includes a description, safety precautions, installation, programming, operation and maintenance instructions for the Colorado Solo Batten.

### Trademarks

CHAUVET, the Chauvet logo and Colorado Solo Batten are registered trademarks or trademarks of Chauvet & Sons, LLC (d/b/a Chauvet and Chauvet Lighting) in the United States and other countries. Other company and product names and logos referred to herein may be trademarks of their respective companies.

### Copyright Notice

The works of authorship contained in this manual, including, but not limited to, all design, text and images are owned by Chauvet.

© **Copyright 2018 Chauvet & Sons, LLC. All rights reserved.**

Electronically published by Chauvet in the United States of America.

### Manual Use

Chauvet authorizes its customers to download and print this manual for professional information purposes only. Chauvet expressly prohibits the usage, copy, storage, distribution, modification, or printing of this manual or its content for any other purpose without written consent from Chauvet.

### Document Printing

For best results, print this document in color, on letter size paper (8.5 x 11 in), double-sided. If using A4 paper (210 x 297 mm), configure the printer to scale the content accordingly.

### Intended Audience

Any person installing, operating, and/or maintaining this product should completely read through the guide that shipped with the product, as well as this manual, before installing, operating, or maintaining this product.

### Disclaimer

Chauvet believes that the information contained in this manual is accurate in all respects. However, Chauvet assumes no responsibility and specifically disclaims any and all liability to any party for any loss, damage or disruption caused by any errors or omissions in this document, whether such errors or omissions result from negligence, accident or any other cause. Chauvet reserves the right to revise the content of this document without any obligation to notify any person or company of such revision, however, Chauvet has no obligation to make, and does not commit to make, any such revisions. Download the latest version from [www.chauvetprofessional.com](http://www.chauvetprofessional.com)

### Document Revision

This Colorado Solo Batten User Manual is the 1<sup>st</sup> edition of this document. Go to [www.chauvetprofessional.com](http://www.chauvetprofessional.com) for the latest version.

**TABLE OF CONTENTS**

<b>1. Before You Begin .....</b>	<b>3</b>
What Is Included .....	3
Claims .....	3
Manual Conventions .....	3
Symbols .....	3
Safety Notes.....	4
Personal Safety.....	4
Mounting and Rigging .....	4
Power and Wiring.....	4
Operation .....	4
Expected LED Lifespan.....	4
<b>2. Introduction .....</b>	<b>5</b>
Description .....	5
Features.....	5
Product Overview.....	6
Product Dimensions.....	7
<b>3. Setup .....</b>	<b>8</b>
AC Power.....	8
AC Plug.....	8
Power Linking.....	8
Signal Connections .....	8
DMX Connection.....	8
Art-Net™ Connection.....	8
sACN Connection.....	9
Web Server .....	9
Remote Device Management (RDM).....	9
Master/Slave Connectivity.....	9
Mounting .....	9
Orientation.....	9
Rigging .....	10
Procedure.....	10
<b>4. Operation .....</b>	<b>11</b>
Control Panel Operation.....	11
Control Options .....	11
Programming.....	11
Battery Powered Display.....	11
Control Panel Lock.....	11
Passcode .....	11
Color Macro Chart.....	11
Color Temperature Chart .....	12
Menu Map .....	12
Configuration (DMX/Art-Net™/sACN).....	16
Control Protocol .....	16
Ethernet Setting .....	16
Control Personalities.....	17
Starting Address.....	17
DMX Values .....	18
Configuration (Standalone).....	54
Output Setting.....	54
Static Preset Colors .....	54

Static Manual Color .....	54
Color Temperature .....	54
Auto Programs .....	54
Edit Custom Programs .....	54
Master/Slave .....	55
Dimmer Profiles.....	55
LED Frequency .....	55
Cell Order.....	55
Back Light .....	55
Fixture Information .....	55
Loss Of Signal Setting.....	56
<b>5. Technical Information .....</b>	<b>57</b>
Product Maintenance .....	57
<b>6. Technical Specifications .....</b>	<b>58</b>
Photometrics Chart .....	60
<b>7. Returns.....</b>	<b>61</b>
<b>Contact Us .....</b>	<b>62</b>

# 1. BEFORE YOU BEGIN

## What Is Included

- Colorado Solo Batten with glare shield
- Seetronic Powerkon IP65 power cord
- Quick Reference Guide

## Claims

Carefully unpack the product immediately and check the container to make sure all the parts are in the package and are in good condition.





If the box or the contents (the product and included accessories) appear damaged from shipping, or show signs of mishandling, notify the carrier immediately, not Chauvet. Failure to report damage to the carrier immediately may invalidate your claim. In addition, keep the box and contents for inspection.

For other issues, such as missing components or parts, damage not related to shipping, or concealed damage, file a claim with Chauvet within 7 days of delivery.

## Manual Conventions

Convention	Meaning
1–512	A range of values
50/60	A set of values of which only one can be chosen
<SET>	A button on the product’s control panel
Settings	A product function or a menu option

## Symbols

Symbol	Meaning
	Electrical warning. Not following these instructions may cause electrical damage to the product, accessories, or the user.
	Critical installation, configuration, or operation information. Not following these instructions may make the product not work, cause damage to the product, or cause harm to the operator.
	Important installation or configuration information. The product may not function correctly if this information is not used.
	Useful information.



**Any reference to data or power connections in this manual assumes the use of Seetronic IP rated cables.**



**The term “DMX” used throughout this manual refers to the USITT DMX512-A digital data transmission protocol.**

## Safety Notes

Read all the following safety notes before working with this product. These notes contain important information about the installation, usage, and maintenance of this product.



**This product contains no user-serviceable parts. Any reference to servicing in this User Manual will only apply to properly trained, certified technicians. Do not open the housing or attempt any repairs.**



**All applicable local codes and regulations apply to proper installation of this product.**

## Personal Safety

- Avoid direct eye exposure to the light source while the product is on.
- Always disconnect the product from the power source before cleaning or replacing the fuse.
- Always connect the product to a grounded circuit to avoid the risk of electrocution.
- Do not touch the product's housing when operating because it may be very hot.

## Mounting and Rigging

- Do not submerge this product (IP65). Temporary outdoor operation is fine.
- When using this product in an outdoor environment, use IP65 (or higher) rated power and data cables. Secure unused power and data ports with attached IP65 covers.
- CAUTION: When transferring product from extreme temperature environments, (e.g., cold truck to warm, humid ballroom) condensation may form on the internal electronics of the product. To avoid causing a failure, allow product to fully acclimate to the surrounding environment before connecting it to power.
- Not for permanent outdoor installation in locations with extreme environmental conditions. This includes, but is not limited to:
  - Exposure to a marine/saline environment (within 3 miles of a saltwater body of water).
  - Locations where the normal high or low temperatures exceed the temperature ranges in this manual.
  - Locations that are prone to flooding or being buried in snow.
  - Areas where the product will be subjected to extreme radiation or caustic substances.
- Mount this product in a location with adequate ventilation, at least 20 in (50 cm) from adjacent surfaces.
- Make sure there are no flammable materials close to the product when operating.
- When hanging this product, always secure to a fastening device using a safety cable.

## Power and Wiring

- Always make sure you are connecting the product to the proper voltage in accordance with the specifications in this manual or on the product's specification label.
- Never connect the product to a dimmer pack or rheostat.
- Never disconnect this product by pulling or tugging on the power cable.

## Operation

- Do not operate this product if there is damage on the housing, lenses, or cables. Have the damaged parts replaced by an authorized technician at once.
- Do not cover the ventilation slots when operating to avoid internal overheating.
- The maximum ambient temperature is 113 °F (45 °C). Do not operate the product at higher temperatures.
- In the event of a serious operation problem, stop using this product immediately!



**If your Chauvet product requires service, contact Chauvet Technical Support.**

## Expected LED Lifespan

LEDs gradually decline in brightness over time, primarily because of heat. LEDs that are arranged in clusters experience higher operating temperatures than single LEDs. For this reason, operating clustered LEDs at their fullest intensity significantly reduces the LEDs' lifespan. Under normal conditions, this lifespan is 40,000 to 50,000 hours. If extending this lifespan is vital, lower the operating temperature by improving the ventilation around the product, thus reducing the ambient temperature. In addition, limiting the overall projection intensity may extend the LEDs' lifespan.

## 2. INTRODUCTION

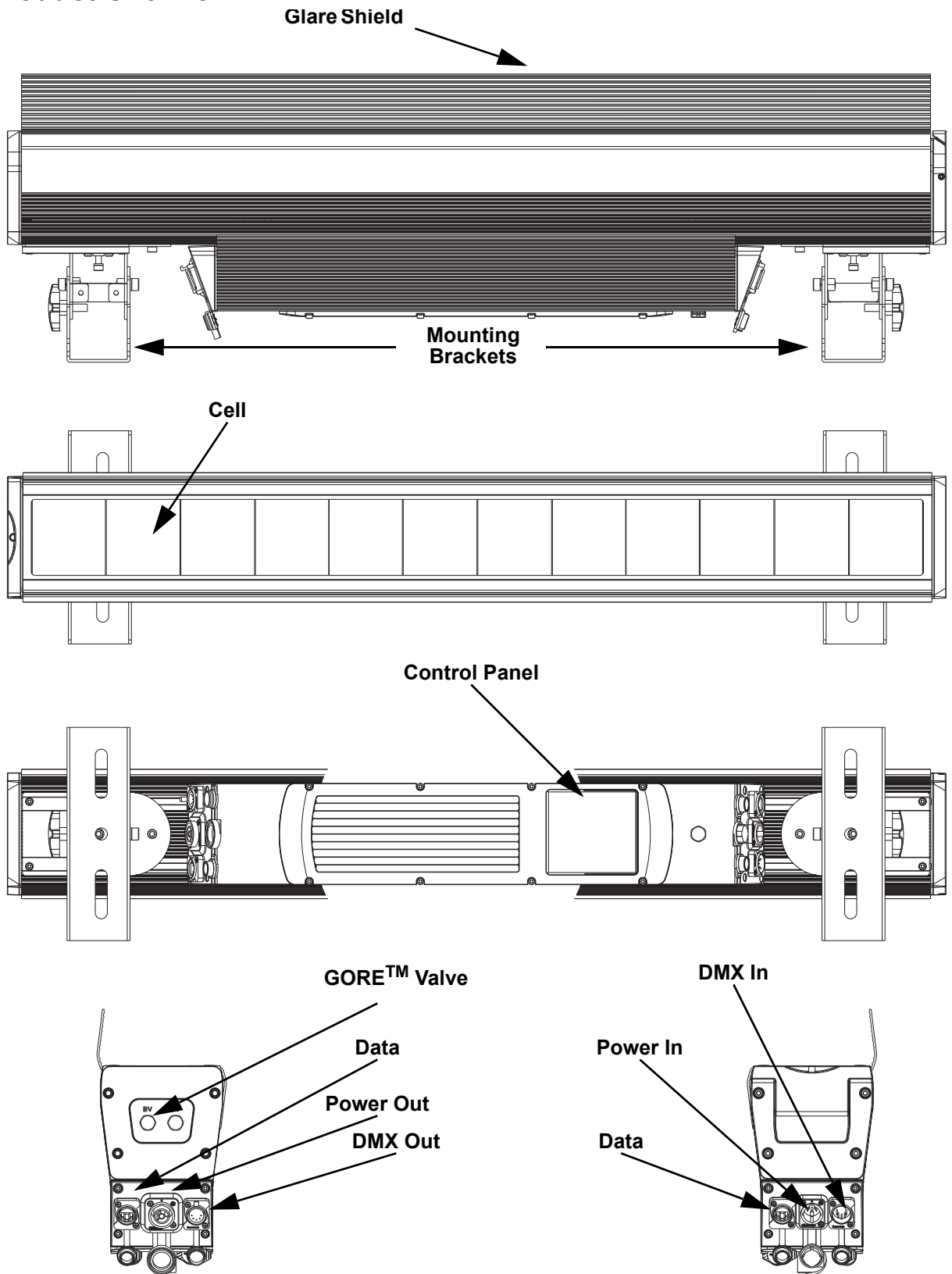
### Description

The Colorado Solo Batten is a batten that projects a single homogenized wash with smooth color-mixing, giving it the appearance of a bright single bar of light without round “eyes” or pixels. It complements the COLORado Solo pars perfectly. This very versatile fixture is also engineered with 12 square sections that can be controlled individually, appear seamlessly together without separation and create an endless variety of color control and pixel mapping effects. The unit is IP65 rated and equipped with DMX and RDM protocols.

### Features

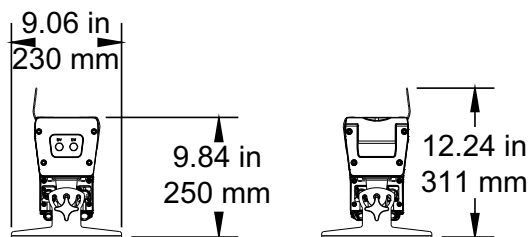
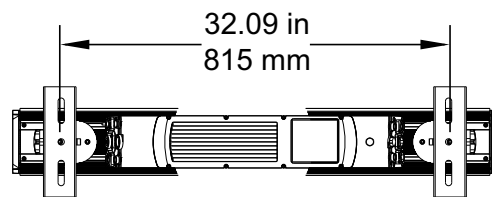
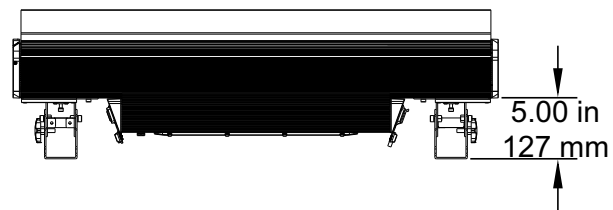
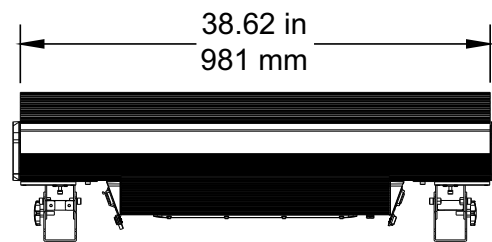
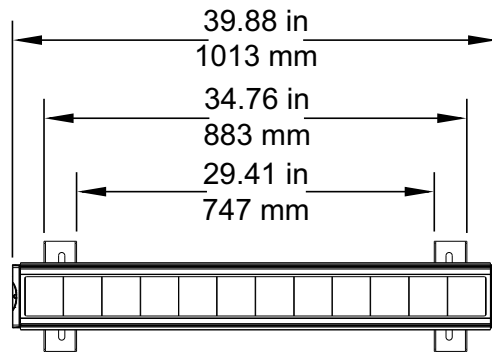
- 4, 6 or 11-channel quad-color LED wash product
- Operating modes:
  - DMX Channels:**
    - **1 Cell:** 3, 4, 5, 8, 8, 9, 10, 10, 16
    - **2 Cell:** 6, 8, 10, 15, 15, 17, 19, 20, 30
    - **3 Cell:** 9, 12, 15, 21, 22, 24, 27, 30, 43
    - **12 Cell:** 36, 48, 60, 75, 85, 87, 99, 120, 160
  - Art-Net™ Channels:**
    - **1 Cell:** 3, 4, 5, 8, 8, 9, 10, 10, 16
    - **2 Cell:** 6, 8, 10, 15, 15, 17, 19, 20, 30
    - **3 Cell:** 9, 12, 15, 21, 22, 24, 27, 30, 43
    - **12 Cell:** 36, 48, 60, 75, 85, 87, 99, 120, 160
- RGBAW LED Batten with seamless end-to-end color for wash or pixel mapping
- Completely homogenized color with no separation or dimmed lens corners
- All environment operation with IP rated power, DMX, and Ethernet connections
- Color temperature presets, from 3200 K to 10000 K
- Selectable, smooth dimming curves for programming versatility
- Built for touring, live event, television, and theatrical productions
- Large, easy to navigate display with password protection

**Product Overview**





**Product Dimensions**



### 3. SETUP

#### AC Power

Each Colorado Solo Batten has an auto-ranging power supply that works with an input voltage range of 100 to 240 VAC, 50/60 Hz. To determine the power requirements for each Colorado Solo Batten, refer to the label affixed to the product. You can also refer to the Technical Specifications chart in this manual.

The listed current rating indicates the maximum current draw during normal operation. For more information, download Sizing Circuit Breakers from the Chauvet website: [www.chauvetprofessional.com](http://www.chauvetprofessional.com).



- **Always connect the product to a protected circuit (circuit breaker or fuse). Make sure the product has an appropriate electrical ground to avoid the risk of electrocution or fire.**
- **To eliminate unnecessary wear and improve its lifespan, during periods of non-use completely disconnect the product from power via breaker or by unplugging it.**



**Never connect the product to a rheostat (variable resistor) or dimmer circuit, even if the rheostat or dimmer channel serves only as a 0 to 100% switch.**

#### AC Plug

The Colorado Solo Batten comes with a power input cord terminated with a Seetronic Powerkon A connector on one end and an Edison plug on the other end (U.S. market). If the power input cord that came with your product has no plug, or if you need to change the plug, use the table below to wire the new plug.

Connection	Wire (U.S.)	Wire (Europe)	Screw Color
AC Live	Black	Brown	Yellow or Brass
AC Neutral	White	Blue	Silver
AC Ground	Green/Yellow	Green/Yellow	Green

#### Power Linking

The product supports power linking. You can power link up to 4 products at 120 V; up to 8 at 208 V; or up to 9 at 230 V.

This product comes with a power input cord. Power linking cables are available from Chauvet for purchase.



- **To preserve the IP65 rating and the warranty of this product Seetronic Powerkon cables must be used.**
- **Insert the attached IP65 rated plugs into the corresponding power/data connections when not in use.**

#### Signal Connections

You can link the Colorado Solo Batten to a controller or controller software using a DMX connection or an Ethernet connection. If using other Art-Net™ or sACN-compatible products with the Colorado Solo Batten, you can control each individually on a single network. See the User Manual for information about how to connect and configure the product for these signals.



**If you are not familiar with or need more information about DMX standards, Master/Slave connectivity, or the DMX cables needed to link this product to a DMX controller, download the DMX Primer from the Chauvet website: [www.chauvetprofessional.com](http://www.chauvetprofessional.com).**

#### DMX Connection

You can link the Colorado Solo Batten to a DMX controller using a 5-pin DMX data connection. If using other DMX-compatible products with this product, you can control each individually with a single DMX controller.

#### Art-Net™ Connection

Art-Net™ is an Ethernet protocol that uses TCP/IP which transfers a large amount of DMX512 data using an Neutrik® etherCON® RJ45 connection over a large network. An Art-Net™ protocol document is available from [www.chauvetprofessional.com](http://www.chauvetprofessional.com).

Art-Net™ designed by and copyright Artistic Licence Holdings Ltd.

## sACN Connection

Also known as ANSI E1.31, Streaming-ACN is an Ethernet protocol that uses the layering and formatting of Architecture for Control Networks to transport DMX512 data over IP or any other ACN compatible network. ACN is maintained by the Professional Lighting and Sound Association (PLASA).

## Web Server

The Colorado Solo Batten Web Server can be accessed by any computer on the same network as the product. It allows network access to system information, settings such as control protocol and starting address, color output testing, and the ability to change the Web Server password.

To access the Web Server:

1. Set the IP address of the network to have the same first digit as the IP address of the product.
2. Enter the IP address of the product into the URL bar of a web browser application.
3. Enter both the user name and password as **admin** to log in.

## Remote Device Management (RDM)

Remote Device Management, or RDM, is a standard for allowing DMX-enabled devices to communicate bi-directionally along existing DMX cabling. Check the DMX controller's User Manual or with the manufacturer as not all DMX controllers have this capability. The Colorado Solo Batten supports RDM protocol that allows feedback to make changes to menu map options.

## Master/Slave Connectivity

The Master/Slave mode allows a Colorado Solo Batten (the master) to control one or more Colorado Solo Batten products (the slaves) without a DMX controller. One Colorado Solo Batten becomes the master when running an auto or custom program, or by being in a Static mode.

You must configure each slave's control panel to operate in Slave mode. During Master/Slave operation, the slaves will operate in unison with the master.



**DO NOT connect a DMX controller to products operating in Master/Slave mode. The DMX controller signals may interfere with the signals from the master.**



- The [Operation](#) section of this manual provides detailed instructions on how to configure the master and slaves.
- If you are not familiar with DMX standards or Master/Slave connectivity, download the DMX Primer from the Chauvet website [www.chauvetprofessional.com](http://www.chauvetprofessional.com) for more information.



**To preserve the IP65 rating and the warranty of this product, IP65 data cables must be used.**

## Mounting

Before mounting the product, read and follow the safety recommendations indicated in the Safety Notes. For our CHAUVET Professional line of mounting clamps, go to <http://trusst.com/products/>.

## Orientation

Always mount this product in a safe position, making sure there is adequate room for ventilation, configuration, and maintenance.

## Rigging

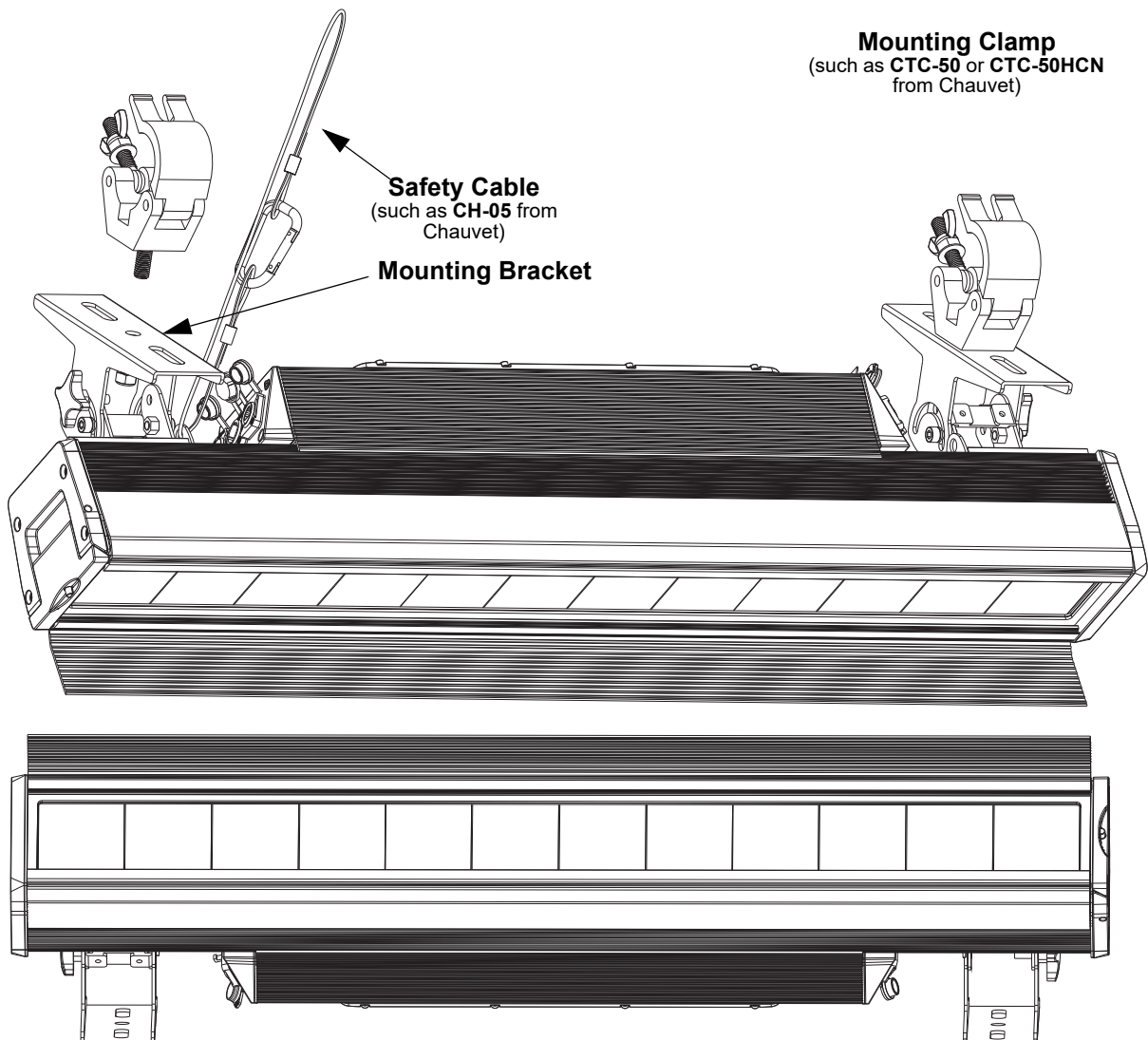
Chauvet recommends using the following general guidelines when mounting this product.

- Before deciding on a location for the product, make sure there is easy access to the product for maintenance and programming purposes.
- Make sure that the structure onto which you are mounting the product can support the product's weight. See the [Technical Specifications](#) for weight information.
- When mounting the product overhead, always use a safety cable. Mount the product securely to a rigging point, whether an elevated platform or a truss.
- When rigging the product onto a truss, use a mounting clamp of appropriate weight capacity.
- When power linking multiple products, mount the products close enough for power linking cables to reach.
- The bracket adjustment knobs allow for directional adjustment when aiming the product to the desired angle. Only loosen or tighten the bracket knobs manually. Using tools could damage the knobs.

## Procedure

The Colorado Solo Batten comes with floor brackets to which you can either attach mounting clamps for hanging or simply use as a floor stand. You must supply the mounting clamps. Make sure the clamps are capable of supporting the weight of this product. Use at least one mounting point per product. For the CHAUVET Professional line of mounting clamps, go to <http://www.trusst.com/products>.

## Mounting Diagram



## 4. OPERATION

### Control Panel Operation

Button	Function
<MENU>	Exits from the current menu or function
<ENTER>	Enables the currently displayed menu or sets the currently selected value in to the current function
<UP>	Navigates upward through the menu list or increases the numeric value when in a function
<DOWN>	Navigates downward through the menu list or decreases the numeric value when in a function

### Control Options

Set the Colorado Solo Batten starting address in the 001-512 DMX range. This enables control of up to 3 products in the 160-channel **12 Cell - RGBAW FULL** personality.

### Programming

Refer to the Menu Map to understand the menu options. The menu map shows the main level and a variable number of programming levels for each option.

- To go to the desired main level, press <MENU> repeatedly until the option shows on the display. Press <ENTER> to select. This will take you to the first programming level for that option.
- To select an option or value within the current programming level, press <UP> or <DOWN> until the option shows on the display. Press <ENTER> to select. In this case, if there is another programming level, you will see that first option, or you will see the selected value.
- Press <MENU> repeatedly to exit to the previous main level.

### Battery Powered Display

The menu map of the Colorado Solo Batten can be used without power.

- Press and hold until menu screen appears (approx 15 sec.)

### Control Panel Lock

This setting enables you to activate or disable the control panel lock, which keeps unauthorized users from changing the product's settings.

1. Go to the **Settings** main level.
2. Select **Display Passcode**.
3. Choose **On** or **Off**.



**When the control panel lock is activated, in order to access the products main programming level, the product will prompt for the passcode. Enter the passcode as described below.**

### Passcode

After being prompted to enter the passcode:

Press <UP>, <DOWN>, <UP>, <DOWN>, <ENTER>

### Color Macro Chart

DMX Channel Value	Red Value	Green Value	Blue Value	Amber Value	White Value
000 ⇔ 010			0		
011 ⇔ 034	100%	0-100%	0		
035 ⇔ 059	100%-0	100%	0		
060 ⇔ 084	0	100%	0-100%		
085 ⇔ 109	0	100%-0	100%	0	0
110 ⇔ 134	0-100%	0	100%		
135 ⇔ 159	100%	0	100%-0		
160 ⇔ 184	100%	0-100%	0-100%		
185 ⇔ 209	100%-0	100%-0	100%		
210 ⇔ 255	100%	100%	100%	100%	100%

## Color Temperature Chart

DMX Channel Value	Display Readout
000 ⇔ 010	--
011 ⇔ 028	<b>1800K</b>
029 ⇔ 046	<b>2200K</b>
047 ⇔ 064	<b>2700K</b>
065 ⇔ 082	<b>3000K</b>
083 ⇔ 100	<b>3200K</b>
101 ⇔ 118	<b>3500K</b>
119 ⇔ 136	<b>4000K</b>
137 ⇔ 154	<b>4200K</b>
155 ⇔ 172	<b>4500K</b>
173 ⇔ 190	<b>5600K</b>
191 ⇔ 208	<b>6000K</b>
209 ⇔ 226	<b>6500K</b>
227 ⇔ 244	<b>7200K</b>
245 ⇔ 255	<b>8000K</b>



Note: The color temperatures above are simulated renditions of the color output produced as compared to a tungsten lamp at the specified color temperature. Chauvet makes no guarantee of the color output accuracy.

## Menu Map

Main Level	Programming Levels		Description
Protocol	DMX512		Selects the control protocol
	ArtNet		
	ArtNet to DMX		
	sACN		
Start Address	001–510*		Selects starting address (*highest channel restricted to personality chosen)
Personality	1 Cell	1 Cell - RGB	3-channel: RGB
		1 Cell - RGBA	4-channel: RGBA
		1 Cell - RGBAW	5-channel: RGBAW
		1 Cell - RGB EXT	8-channel: 16-bit dimmer, RGB, color macros, color temperature, strobe
		1 Cell - HSIC	8-channel: dimmer, 16-bit hue, saturation, color macros, color temperature, strobe, dimmer mode
		1 Cell - RGBA EXT	9-channel: 16-bit dimmer, RGBA, color macros, color temperature, strobe
		1 Cell - RGBAW EXT	10-channel: 16-bit dimmer, RGBAW, color macros, color temperature, strobe
		1 Cell - RGBAW Fine	10-channel: 16-bit RGBAW
		1 Cell - RGBAW FULL	16-channel: 16-bit dimmer, 16-bit RGBAW, color macros, color temperature, strobe, dimmer mode
	2-Cell	2 Cell - RGB	6-channel: RGB (per cell)
		2 Cell - RGBA	8-channel: RGBA (per cell)
2 Cell - RGBAW		10-channel: RGBAW (per cell)	

Main Level	Programming Levels		Description
Personality	2-Cell	2 Cell - RGB EXT	15-channel: 16-bit dimmer, RGB (per cell), color macros (per cell), color temperature (per cell), strobe (per cell), strobe
		2 Cell - HSIC	15-channel: dimmer (per cell), 16-bit hue (per cell), saturation (per cell), color macros (per cell), color temperature (per cell), strobe (per cell), dimmer mode
		2 Cell - RGBA EXT	17-channel: 16-bit dimmer, RGBA (per cell), color macros (per cell), color temperature (per cell), strobe (per cell), strobe
		2 Cell - RGBAW EXT	19-channel: 16-bit dimmer, RGBAW (per cell), color macros (per cell), color temperature (per cell), strobe (per cell), strobe
		2 Cell - RGBAW Fine	20-channel: 16-bit RGBAW (per cell)
		2 Cell - RGBAW FULL	30-channel: 16-bit dimmer, 16-bit RGBAW (per cell), color macros (per cell), color temperature (per cell), strobe (per cell), strobe, dimmer mode
	3-Cell	3 Cell - RGB	9-channel: RGB (per cell)
		3 Cell - RGBA	12-channel: RGBA (per cell)
		3 Cell - RGBAW	15-channel: RGBAW (per cell)
		3 Cell - RGB EXT	21-channel: 16-bit dimmer, RGB (per cell), color macros (per cell), color temperature (per cell), strobe (per cell), strobe
		3 Cell - HSIC	22-channel: dimmer (per cell), 16-bit hue (per cell), saturation (per cell), color macros (per cell), color temperature (per cell), strobe (per cell), dimmer mode
		3 Cell - RGBA EXT	24-channel: 16-bit dimmer, RGBA (per cell), color macros (per cell), color temperature (per cell), strobe (per cell), strobe
		3 Cell - RGBAW EXT	27-channel: 16-bit dimmer, RGBAW (per cell), color macros (per cell), color temperature (per cell), strobe (per cell), strobe
		3 Cell - RGBAW Fine	30-channel: 16-bit RGBAW (per cell)
	12-Cell	12 Cell - RGB	36-channel: RGB (per cell)
		12 Cell - RGBA	48-channel: RGBA (per cell)
		12 Cell - RGBAW	60-channel: RGBAW (per cell)
		12 Cell - RGB EXT	75-channel: 16-bit dimmer, RGB (per cell), color macros (per cell), color temperature (per cell), strobe (per cell), strobe

Main Level	Programming Levels		Description															
Personality	12-Cell	12 Cell - HSIC	85-channel: dimmer (per cell), 16-bit hue (per cell), saturation (per cell), color macros (per cell), color temperature (per cell), strobe (per cell), dimmer mode															
		12 Cell - RGBA EXT	87-channel: 16-bit dimmer, RGBA (per cell), color macros (per cell), color temperature (per cell), strobe (per cell), strobe															
		12 Cell - RGBAW EXT	99-channel: 16-bit dimmer, RGBAW (per cell), color macros (per cell), color temperature (per cell), strobe (per cell), strobe															
		12 Cell - RGBAW Fine	120-channel: 16-bit RGBAW (per cell)															
		12 Cell - RGBAW FULL	160-channel: 16-bit dimmer, 16-bit RGBAW (per cell), color macros (per cell), color temperature (per cell), strobe (per cell), strobe, dimmer mode															
Network	Netswitch		2.x.x.x	Sets network to a preset 2.x.x.x IP address														
			10.x.x.x	Sets network to a preset 10.x.x.x IP address														
	IP Mode	Default IP		Sets IP address														
		Custom IP	---.---.- --															
Universe		000-255	Sets universe for Art-Net™ or sACN															
Output Setting	Power Mode		Avoids going over Max. temperature by adjusting power/intensity output															
	Steady Mode		Uses lower power/intensity output level at a constant rate to avoid going over Max. temperature															
Static Colors	Preset Colors	<table border="1"> <tr><td>Color 1</td></tr> <tr><td>Color 2</td></tr> <tr><td>Color 3</td></tr> <tr><td>Color 4</td></tr> <tr><td>Color 5</td></tr> <tr><td>Color 6</td></tr> <tr><td>Color 7</td></tr> <tr><td>Color 8</td></tr> <tr><td>Color 9</td></tr> <tr><td>Color 10</td></tr> <tr><td>Color 11</td></tr> <tr><td>Color 12</td></tr> <tr><td>Color 13</td></tr> <tr><td>Color 14</td></tr> </table>	Color 1	Color 2	Color 3	Color 4	Color 5	Color 6	Color 7	Color 8	Color 9	Color 10	Color 11	Color 12	Color 13	Color 14	0-100%	Refer to the <a href="#">Color Macro Chart</a> section for specific values.
Color 1																		
Color 2																		
Color 3																		
Color 4																		
Color 5																		
Color 6																		
Color 7																		
Color 8																		
Color 9																		
Color 10																		
Color 11																		
Color 12																		
Color 13																		
Color 14																		



Main Level	Programming Levels				Description	
Static Colors	Color Temperature Presets		White 1		0-100%	Preset white color temperatures. Emulates a tungsten lamp at the specified color temperature. Refer to the <a href="#">Color Temperature Chart</a> section for specific values.
			White 2			
			White 3			
			White 4			
			White 5			
			White 6			
			White 7			
			White 8			
			White 9			
			White 10			
			White 11			
			White 12			
			White 13			
			White 14			
	Manual Color Mixer		Red		000-255	Combines red, green, blue, amber and white to make a custom color (0–100%)
Green						
Blue						
Amber						
White						
Run		Auto 1-10		0-100%	Selects automatic programs and auto program speed	
		User program 1-10			Selects custom programs and custom program speed	
Auto Programs	Edit	User program 1-10	Scene 1-30	Red	000-255	Combines red, green, blue, white, and amber to make a custom color (0-100%)
				Green		
				Blue		
				Amber		
				White		
				Strobe		
Master/ Slave		Master		Master mode		
		Slave		Slave mode		
		Off		Linear dimmer		
Dimmer Mode		Dimmer 1		Selects dimming profiles from fast (Dimmer 1) to slow (Dimmer 4) or Off		
		Dimmer 2				
		Dimmer 3				
		Dimmer 4				
LED Frequency		600Hz		Selects the PWM output frequency		
		1200Hz				
		2400Hz				
		4000Hz				
		6000Hz				
Cell Order		1-12 (Left to Right)		Selects the start side of the cells		
		12-1 (Right to Left)				

Main Level	Programming Levels		Description	
Settings	**** (Enter Passcode)	DMX Error/ Loss	Hold Last	Continues with last command upon loss of DMX control
			Blackout	Blacks out fixture upon loss of DMX
		Display Backlight Timeout	On	Display backlight always on
			10s	Turns off display backlight after 10 sec of inactivity
			20s	Turns off display backlight after 20 sec of inactivity
			30s	Turns off display backlight after 30 sec of inactivity
Display Passcode	On	Sets to key lock (Passcode mode)		
	Off			
Information	Fixture Hours		----	Shows total product hours
	Firmware Version		V__	Shows installed software version
	Device Label		COLORADO SOLO BATTEN	Shows product device ID
	Device UID:		----- -	Shows product UID
	MAC Address		----- -	Shows product MAC Address
Factory Reset	**** (Enter Passcode)	No Yes		Reset to factory defaults

### Configuration (DMX/Art-Net™/sACN)

Use control configurations to operate the product with a controller.

### Control Protocol

This setting allows you to choose the protocol with which to control the Colorado Solo Batten.

1. Go to the **Protocol** main level.
2. Select the desired control protocol (**DMX512**, **ArtNet**, **ArtNet to DMX**, or **sACN**).

### Ethernet Setting

Ethernet protocols (Art-Net™ and sACN) require the Universe and IP addresses to be set, as well as the [Starting Address](#).

#### Universe

1. Go to the **Network** main level.
2. Select **Universe**.
3. Set the Universe value (**0–255**).

#### IP Address

1. Go to the **Network** main level.
2. Select **Netswitch**.
3. Set the IP address (**2.x.x.x** or **10.x.x.x**)

#### IP Mode

1. Go to the **Network** main level.
2. Select **IP Mode**.
3. Set the IP address (**Default IP** or **Custom IP**)
  - a. If **Custom IP** is selected, enter your custom address using the **<UP>** and **<Down>** keys.

## OPERATION

### Control Personalities

This setting allows you to choose a particular control personality.

1. Go to the **Personality** main level.
2. Select the desired number of cells to be controllable (**1 Cell, 2 Cell, 3 Cell, or 12 Cell**).
3. Select the desired personality (see table below).

Mode	1-Cell	2-Cell	3-Cell	12-Cell
RGB	3CH	6CH	9CH	36CH
RGBA	4CH	8CH	12CH	48CH
RGBAW	5CH	10CH	15CH	60CH
RGB EXT	8CH	15CH	21CH	75CH
HSIC	8CH	15CH	22CH	85CH
RGBA EXT	9CH	17CH	24CH	87CH
RGBAW EXT	10CH	19CH	27CH	99CH
RGBAW Fine	10CH	20CH	30CH	120CH
RGBAW FULL	16CH	30CH	43CH	160CH



- See the [Starting Address](#) section for the highest starting address you can select for each personality.
- Make sure that the starting addresses on the various products do not overlap due to the new personality setting.

### Starting Address

Each product will respond to a unique starting address from the controller. All products with the same starting address will respond in unison.

1. Go to the **Start Address** main level.
2. Select the starting address (**001–510**).

The highest recommended starting address for each DMX mode is as follows:

1 Cell-Personality	Address	2 Cell-Personality	Address
RGB 3CH	510	RGB 6CH	507
RGBA 4CH	509	RGBA 8CH	505
RGBAL 5CH	508	RGBAL 10CH	503
RGB EXT 8CH	505	RGB EXT 15CH	498
HSIC 8CH	505	HSIC 15CH	498
RGBA EXT 9CH	504	RGBA EXT 17CH	496
RGBAL EXT 10CH	503	RGBAL EXT 19CH	494
RGBAL Fine 10CH	503	RGBAL Fine 20CH	493
RGBAL FULL 16CH	497	RGBAL FULL 30CH	483
3 Cell-Personality	Address	12 Cell-Personality	Address
RGB 9CH	504	RGB 36CH	477
RGBA 12CH	501	RGBA 48CH	465
RGBAL 15CH	498	RGBAL 60CH	453
RGB EXT 21CH	492	RGB EXT 75CH	438
HSIC 22CH	491	HSIC 85CH	428
RGBA EXT 24CH	489	RGBA EXT 87CH	426
RGBAL EXT 27CH	486	RGBAL EXT 99CH	414
RGBAL Fine 30CH	483	RGBAL Fine 120CH	393
RGBAL FULL 43CH	470	RGBAL FULL 160CH	353

## DMX Values

### 12-Cell Personalities

#### 12-Cell RGBAW FULL 160 CH

Channel	Function	Value	Percent/Setting
1	Dimmer	000 ⇄ 255	0–100%
2	Dimmer Fine	000 ⇄ 255	0–100%
3	Red 1	000 ⇄ 255	0–100%
4	Red Fine 1	000 ⇄ 255	0–100%
5	Green 1	000 ⇄ 255	0–100%
6	Green Fine 1	000 ⇄ 255	0–100%
7	Blue 1	000 ⇄ 255	0–100%
8	Blue Fine 1	000 ⇄ 255	0–100%
9	Amber 1	000 ⇄ 255	0–100%
10	Amber Fine 1	000 ⇄ 255	0–100%
11	White 1	000 ⇄ 255	0–100%
12	White Fine 1	000 ⇄ 255	0–100%
13	Color Macros 1	000 ⇄ 255	Refer to the <a href="#">Color Macro Chart</a> section for specific values
14	Color Temperature 1	000 ⇄ 255	Refer to the <a href="#">Color Temperature Chart</a> section for specific values
15	Strobe 1	000 ⇄ 009 010 ⇄ 099 100 ⇄ 109 110 ⇄ 179 180 ⇄ 189 190 ⇄ 255	No function Slow to fast No function Lighting effect, slow to fast No function Random
16	Red 2	000 ⇄ 255	0–100%
17	Red Fine 2	000 ⇄ 255	0–100%
18	Green 2	000 ⇄ 255	0–100%
19	Green Fine 2	000 ⇄ 255	0–100%
20	Blue 2	000 ⇄ 255	0–100%
21	Blue Fine 2	000 ⇄ 255	0–100%
22	Amber 2	000 ⇄ 255	0–100%
23	Amber Fine 2	000 ⇄ 255	0–100%
24	White 2	000 ⇄ 255	0–100%
25	White Fine 2	000 ⇄ 255	0–100%
26	Color Macros 2	000 ⇄ 255	Refer to the <a href="#">Color Macro Chart</a> section for specific values
27	Color Temperature 2	000 ⇄ 255	Refer to the <a href="#">Color Temperature Chart</a> section for specific values
28	Strobe 2	000 ⇄ 009 010 ⇄ 099 100 ⇄ 109 110 ⇄ 179 180 ⇄ 189 190 ⇄ 255	No function Slow to fast No function Lighting effect, slow to fast No function Random
29	Red 3	000 ⇄ 255	0–100%
30	Red Fine 3	000 ⇄ 255	0–100%
31	Green 3	000 ⇄ 255	0–100%
32	Green Fine 3	000 ⇄ 255	0–100%
33	Blue 3	000 ⇄ 255	0–100%
34	Blue Fine 3	000 ⇄ 255	0–100%
35	Amber 3	000 ⇄ 255	0–100%
36	Amber Fine 3	000 ⇄ 255	0–100%
37	White 3	000 ⇄ 255	0–100%
38	White Fine 3	000 ⇄ 255	0–100%

Channel	Function	Value	Percent/Setting
39	Color Macros 3	000 ⇔ 255	Refer to the <a href="#">Color Macro Chart</a> section for specific values
40	Color Temperature 3	000 ⇔ 255	Refer to the <a href="#">Color Temperature Chart</a> section for specific values
41	Strobe 3	000 ⇔ 009	No function
		010 ⇔ 099	Slow to fast
		100 ⇔ 109	No function
		110 ⇔ 179	Lighting effect, slow to fast
		180 ⇔ 189	No function
		190 ⇔ 255	Random
42	Red 4	000 ⇔ 255	0–100%
43	Red Fine 4	000 ⇔ 255	0–100%
44	Green 4	000 ⇔ 255	0–100%
45	Green Fine 4	000 ⇔ 255	0–100%
46	Blue 4	000 ⇔ 255	0–100%
47	Blue Fine 4	000 ⇔ 255	0–100%
48	Amber 4	000 ⇔ 255	0–100%
49	Amber Fine 4	000 ⇔ 255	0–100%
50	White 4	000 ⇔ 255	0–100%
51	White Fine 4	000 ⇔ 255	0–100%
52	Color Macros 4	000 ⇔ 255	Refer to the <a href="#">Color Macro Chart</a> section for specific values
53	Color Temperature 4	000 ⇔ 255	Refer to the <a href="#">Color Temperature Chart</a> section for specific values
54	Strobe 4	000 ⇔ 009	No function
		010 ⇔ 099	Slow to fast
		100 ⇔ 109	No function
		110 ⇔ 179	Lighting effect, slow to fast
		180 ⇔ 189	No function
		190 ⇔ 255	Random
55	Red 5	000 ⇔ 255	0–100%
56	Red Fine 5	000 ⇔ 255	0–100%
57	Green 5	000 ⇔ 255	0–100%
58	Green Fine 5	000 ⇔ 255	0–100%
59	Blue 5	000 ⇔ 255	0–100%
60	Blue Fine 5	000 ⇔ 255	0–100%
61	Amber 5	000 ⇔ 255	0–100%
62	Amber Fine 5	000 ⇔ 255	0–100%
63	White 5	000 ⇔ 255	0–100%
64	White Fine 5	000 ⇔ 255	0–100%
65	Color Macros 5	000 ⇔ 255	Refer to the <a href="#">Color Macro Chart</a> section for specific values
66	Color Temperature 5	000 ⇔ 255	Refer to the <a href="#">Color Temperature Chart</a> section for specific values
67	Strobe 5	000 ⇔ 009	No function
		010 ⇔ 099	Slow to fast
		100 ⇔ 109	No function
		110 ⇔ 179	Lighting effect, slow to fast
		180 ⇔ 189	No function
		190 ⇔ 255	Random
68	Red 6	000 ⇔ 255	0–100%
69	Red Fine 6	000 ⇔ 255	0–100%
70	Green 6	000 ⇔ 255	0–100%
71	Green Fine 6	000 ⇔ 255	0–100%
72	Blue 6	000 ⇔ 255	0–100%
73	Blue Fine 6	000 ⇔ 255	0–100%
74	Amber 6	000 ⇔ 255	0–100%

Channel	Function	Value	Percent/Setting
75	Amber Fine 6	000 ⇔ 255	0–100%
76	White 6	000 ⇔ 255	0–100%
77	White Fine 6	000 ⇔ 255	0–100%
78	Color Macros 6	000 ⇔ 255	Refer to the <a href="#">Color Macro Chart</a> section for specific values
79	Color Temperature 6	000 ⇔ 255	Refer to the <a href="#">Color Temperature Chart</a> section for specific values
80	Strobe 6	000 ⇔ 009	No function
		010 ⇔ 099	Slow to fast
		100 ⇔ 109	No function
		110 ⇔ 179	Lighting effect, slow to fast
		180 ⇔ 189	No function
		190 ⇔ 255	Random
81	Red 7	000 ⇔ 255	0–100%
82	Red Fine 7	000 ⇔ 255	0–100%
83	Green 7	000 ⇔ 255	0–100%
84	Green Fine 7	000 ⇔ 255	0–100%
85	Blue 7	000 ⇔ 255	0–100%
86	Blue Fine 7	000 ⇔ 255	0–100%
87	Amber 7	000 ⇔ 255	0–100%
88	Amber Fine 7	000 ⇔ 255	0–100%
89	White 7	000 ⇔ 255	0–100%
90	White Fine 7	000 ⇔ 255	0–100%
91	Color Macros 7	000 ⇔ 255	Refer to the <a href="#">Color Macro Chart</a> section for specific values
92	Color Temperature 7	000 ⇔ 255	Refer to the <a href="#">Color Temperature Chart</a> section for specific values
93	Strobe 7	000 ⇔ 009	No function
		010 ⇔ 099	Slow to fast
		100 ⇔ 109	No function
		110 ⇔ 179	Lighting effect, slow to fast
		180 ⇔ 189	No function
		190 ⇔ 255	Random
94	Red 8	000 ⇔ 255	0–100%
95	Red Fine 8	000 ⇔ 255	0–100%
96	Green 8	000 ⇔ 255	0–100%
97	Green Fine 8	000 ⇔ 255	0–100%
98	Blue 8	000 ⇔ 255	0–100%
99	Blue Fine 8	000 ⇔ 255	0–100%
100	Amber 8	000 ⇔ 255	0–100%
101	Amber Fine 8	000 ⇔ 255	0–100%
102	White 8	000 ⇔ 255	0–100%
103	White Fine 8	000 ⇔ 255	0–100%
104	Color Macros 8	000 ⇔ 255	Refer to the <a href="#">Color Macro Chart</a> section for specific values
105	Color Temperature 8	000 ⇔ 255	Refer to the <a href="#">Color Temperature Chart</a> section for specific values
106	Strobe 8	000 ⇔ 009	No function
		010 ⇔ 099	Slow to fast
		100 ⇔ 109	No function
		110 ⇔ 179	Lighting effect, slow to fast
		180 ⇔ 189	No function
		190 ⇔ 255	Random
107	Red 9	000 ⇔ 255	0–100%
108	Red Fine 9	000 ⇔ 255	0–100%
109	Green 9	000 ⇔ 255	0–100%
110	Green Fine 9	000 ⇔ 255	0–100%

Channel	Function	Value	Percent/Setting
111	Blue 9	000 ⇔ 255	0–100%
112	Blue Fine 9	000 ⇔ 255	0–100%
113	Amber 9	000 ⇔ 255	0–100%
114	Amber Fine 9	000 ⇔ 255	0–100%
115	White 9	000 ⇔ 255	0–100%
116	White Fine 9	000 ⇔ 255	0–100%
117	Color Macros 9	000 ⇔ 255	Refer to the <a href="#">Color Macro Chart</a> section for specific values
118	Color Temperature 9	000 ⇔ 255	Refer to the <a href="#">Color Temperature Chart</a> section for specific values
119	Strobe 9	000 ⇔ 009	No function
		010 ⇔ 099	Slow to fast
		100 ⇔ 109	No function
		110 ⇔ 179	Lighting effect, slow to fast
		180 ⇔ 189	No function
		190 ⇔ 255	Random
120	Red 10	000 ⇔ 255	0–100%
121	Red Fine 10	000 ⇔ 255	0–100%
122	Green 10	000 ⇔ 255	0–100%
123	Green Fine 10	000 ⇔ 255	0–100%
124	Blue 10	000 ⇔ 255	0–100%
125	Blue Fine 10	000 ⇔ 255	0–100%
126	Amber 10	000 ⇔ 255	0–100%
127	Amber Fine 10	000 ⇔ 255	0–100%
128	White 10	000 ⇔ 255	0–100%
129	White Fine 10	000 ⇔ 255	0–100%
130	Color Macros 10	000 ⇔ 255	Refer to the <a href="#">Color Macro Chart</a> section for specific values
131	Color Temperature 10	000 ⇔ 255	Refer to the <a href="#">Color Temperature Chart</a> section for specific values
132	Strobe 10	000 ⇔ 009	No function
		010 ⇔ 099	Slow to fast
		100 ⇔ 109	No function
		110 ⇔ 179	Lighting effect, slow to fast
		180 ⇔ 189	No function
		190 ⇔ 255	Random
133	Red 11	000 ⇔ 255	0–100%
134	Red Fine 11	000 ⇔ 255	0–100%
135	Green 11	000 ⇔ 255	0–100%
136	Green Fine 11	000 ⇔ 255	0–100%
137	Blue 11	000 ⇔ 255	0–100%
138	Blue Fine 11	000 ⇔ 255	0–100%
139	Amber 11	000 ⇔ 255	0–100%
140	Amber Fine 11	000 ⇔ 255	0–100%
141	White 11	000 ⇔ 255	0–100%
142	White Fine 11	000 ⇔ 255	0–100%
143	Color Macros 11	000 ⇔ 255	Refer to the <a href="#">Color Macro Chart</a> section for specific values
144	Color Temperature 11	000 ⇔ 255	Refer to the <a href="#">Color Temperature Chart</a> section for specific values
145	Strobe 11	000 ⇔ 009	No function
		010 ⇔ 099	Slow to fast
		100 ⇔ 109	No function
		110 ⇔ 179	Lighting effect, slow to fast
		180 ⇔ 189	No function
		190 ⇔ 255	Random
146	Red 12	000 ⇔ 255	0–100%

Channel	Function	Value	Percent/Setting
147	Red Fine 12	000 ⇄ 255	0–100%
148	Green 12	000 ⇄ 255	0–100%
149	Green Fine 12	000 ⇄ 255	0–100%
150	Blue 12	000 ⇄ 255	0–100%
151	Blue Fine 12	000 ⇄ 255	0–100%
152	Amber 12	000 ⇄ 255	0–100%
153	Amber Fine 12	000 ⇄ 255	0–100%
154	White 12	000 ⇄ 255	0–100%
155	White Fine 12	000 ⇄ 255	0–100%
156	Color Macros 12	000 ⇄ 255	Refer to the <a href="#">Color Macro Chart</a> section for specific values
157	Color Temperature 12	000 ⇄ 255	Refer to the <a href="#">Color Temperature Chart</a> section for specific values
158	Strobe 12	000 ⇄ 009	No function
		010 ⇄ 099	Slow to fast
		100 ⇄ 109	No function
		110 ⇄ 179	Lighting effect, slow to fast
		180 ⇄ 189	No function
		190 ⇄ 255	Random
159	Strobe All	000 ⇄ 009	No function
		010 ⇄ 099	Slow to fast
		100 ⇄ 109	No function
		110 ⇄ 179	Lighting effect, slow to fast
		180 ⇄ 189	No function
		190 ⇄ 255	Random
160	Dimmer Speed	000 ⇄ 051	Preset dimmer speed from display menu
		052 ⇄ 101	Dimmer speed mode off
		102 ⇄ 152	Dimmer speed mode 1 (fastest)
		153 ⇄ 203	Dimmer speed mode 2
		204 ⇄ 255	Dimmer speed mode 3 (slowest)

12-Cell RGBAW Fine 120 CH

Channel	Function	Value	Percent/Setting
1	Red 1	000 ⇄ 255	0–100%
2	Red Fine 1	000 ⇄ 255	0–100%
3	Green 1	000 ⇄ 255	0–100%
4	Green Fine 1	000 ⇄ 255	0–100%
5	Blue 1	000 ⇄ 255	0–100%
6	Blue Fine 1	000 ⇄ 255	0–100%
7	Amber 1	000 ⇄ 255	0–100%
8	Amber Fine 1	000 ⇄ 255	0–100%
9	White 1	000 ⇄ 255	0–100%
10	White Fine 1	000 ⇄ 255	0–100%
11	Red 2	000 ⇄ 255	0–100%
12	Red Fine 2	000 ⇄ 255	0–100%
13	Green 2	000 ⇄ 255	0–100%
14	Green Fine 2	000 ⇄ 255	0–100%
15	Blue 2	000 ⇄ 255	0–100%
16	Blue Fine 2	000 ⇄ 255	0–100%
17	Amber 2	000 ⇄ 255	0–100%
18	Amber Fine 2	000 ⇄ 255	0–100%
19	White 2	000 ⇄ 255	0–100%
20	White Fine 2	000 ⇄ 255	0–100%
21	Red 3	000 ⇄ 255	0–100%
22	Red Fine 3	000 ⇄ 255	0–100%
23	Green 3	000 ⇄ 255	0–100%



## OPERATION

Channel	Function	Value	Percent/Setting
24	Green Fine 3	000 ⇄ 255	0–100%
25	Blue 3	000 ⇄ 255	0–100%
26	Blue Fine 3	000 ⇄ 255	0–100%
27	Amber 3	000 ⇄ 255	0–100%
28	Amber Fine 3	000 ⇄ 255	0–100%
29	White 3	000 ⇄ 255	0–100%
30	White Fine 3	000 ⇄ 255	0–100%
31	Red 4	000 ⇄ 255	0–100%
32	Red Fine 4	000 ⇄ 255	0–100%
33	Green 4	000 ⇄ 255	0–100%
34	Green Fine 4	000 ⇄ 255	0–100%
35	Blue 4	000 ⇄ 255	0–100%
36	Blue Fine 4	000 ⇄ 255	0–100%
37	Amber 4	000 ⇄ 255	0–100%
38	Amber Fine 4	000 ⇄ 255	0–100%
39	White 4	000 ⇄ 255	0–100%
40	White Fine 4	000 ⇄ 255	0–100%
41	Red 5	000 ⇄ 255	0–100%
42	Red Fine 5	000 ⇄ 255	0–100%
43	Green 5	000 ⇄ 255	0–100%
44	Green Fine 5	000 ⇄ 255	0–100%
45	Blue 5	000 ⇄ 255	0–100%
46	Blue Fine 5	000 ⇄ 255	0–100%
47	Amber 5	000 ⇄ 255	0–100%
48	Amber Fine 5	000 ⇄ 255	0–100%
49	White 5	000 ⇄ 255	0–100%
50	White Fine 5	000 ⇄ 255	0–100%
51	Red 6	000 ⇄ 255	0–100%
52	Red Fine 6	000 ⇄ 255	0–100%
53	Green 6	000 ⇄ 255	0–100%
54	Green Fine 6	000 ⇄ 255	0–100%
55	Blue 6	000 ⇄ 255	0–100%
56	Blue Fine 6	000 ⇄ 255	0–100%
57	Amber 6	000 ⇄ 255	0–100%
58	Amber Fine 6	000 ⇄ 255	0–100%
59	White 6	000 ⇄ 255	0–100%
60	White Fine 6	000 ⇄ 255	0–100%
61	Red 7	000 ⇄ 255	0–100%
62	Red Fine 7	000 ⇄ 255	0–100%
63	Green 7	000 ⇄ 255	0–100%
64	Green Fine 7	000 ⇄ 255	0–100%
65	Blue 7	000 ⇄ 255	0–100%
66	Blue Fine 7	000 ⇄ 255	0–100%
67	Amber 7	000 ⇄ 255	0–100%
68	Amber Fine 7	000 ⇄ 255	0–100%
69	White 7	000 ⇄ 255	0–100%
70	White Fine 7	000 ⇄ 255	0–100%
71	Red 8	000 ⇄ 255	0–100%
72	Red Fine 8	000 ⇄ 255	0–100%
73	Green 8	000 ⇄ 255	0–100%
74	Green Fine 8	000 ⇄ 255	0–100%
75	Blue 8	000 ⇄ 255	0–100%
76	Blue Fine 8	000 ⇄ 255	0–100%

Channel	Function	Value	Percent/Setting
77	Amber 8	000 ⇄ 255	0–100%
78	Amber Fine 8	000 ⇄ 255	0–100%
79	White 8	000 ⇄ 255	0–100%
80	White Fine 8	000 ⇄ 255	0–100%
81	Red 9	000 ⇄ 255	0–100%
82	Red Fine 9	000 ⇄ 255	0–100%
83	Green 9	000 ⇄ 255	0–100%
84	Green Fine 9	000 ⇄ 255	0–100%
85	Blue 9	000 ⇄ 255	0–100%
86	Blue Fine 9	000 ⇄ 255	0–100%
87	Amber 9	000 ⇄ 255	0–100%
88	Amber Fine 9	000 ⇄ 255	0–100%
89	White 9	000 ⇄ 255	0–100%
90	White Fine 9	000 ⇄ 255	0–100%
91	Red 10	000 ⇄ 255	0–100%
92	Red Fine 10	000 ⇄ 255	0–100%
93	Green 10	000 ⇄ 255	0–100%
94	Green Fine 10	000 ⇄ 255	0–100%
95	Blue 10	000 ⇄ 255	0–100%
96	Blue Fine 10	000 ⇄ 255	0–100%
97	Amber 10	000 ⇄ 255	0–100%
98	Amber Fine 10	000 ⇄ 255	0–100%
99	White 10	000 ⇄ 255	0–100%
100	White Fine 10	000 ⇄ 255	0–100%
101	Red 11	000 ⇄ 255	0–100%
102	Red Fine 11	000 ⇄ 255	0–100%
103	Green 11	000 ⇄ 255	0–100%
104	Green Fine 11	000 ⇄ 255	0–100%
105	Blue 11	000 ⇄ 255	0–100%
106	Blue Fine 11	000 ⇄ 255	0–100%
107	Amber 11	000 ⇄ 255	0–100%
108	Amber Fine 11	000 ⇄ 255	0–100%
109	White 11	000 ⇄ 255	0–100%
110	White Fine 11	000 ⇄ 255	0–100%
111	Red 12	000 ⇄ 255	0–100%
112	Red Fine 12	000 ⇄ 255	0–100%
113	Green 12	000 ⇄ 255	0–100%
114	Green Fine 12	000 ⇄ 255	0–100%
115	Blue 12	000 ⇄ 255	0–100%
116	Blue Fine 12	000 ⇄ 255	0–100%
117	Amber 12	000 ⇄ 255	0–100%
118	Amber Fine 12	000 ⇄ 255	0–100%
119	White 12	000 ⇄ 255	0–100%
120	White Fine 12	000 ⇄ 255	0–100%

12-Cell RGBAW EXT 99 CH

Channel	Function	Value	Percent/Setting
1	Dimmer	000 ⇄ 255	0–100%
2	Dimmer Fine	000 ⇄ 255	0–100%
3	Red 1	000 ⇄ 255	0–100%
4	Green 1	000 ⇄ 255	0–100%
5	Blue 1	000 ⇄ 255	0–100%
6	Amber 1	000 ⇄ 255	0–100%
7	White 1	000 ⇄ 255	0–100%

Channel	Function	Value	Percent/Setting
8	Color Macros 1	000 ⇄ 255	Refer to the <a href="#">Color Macro Chart</a> section for specific values
9	Color Temperature 1	000 ⇄ 255	Refer to the <a href="#">Color Temperature Chart</a> section for specific values
10	Strobe 1	000 ⇄ 009	No function
		010 ⇄ 099	Slow to fast
		100 ⇄ 109	No function
		110 ⇄ 179	Lighting effect, slow to fast
		180 ⇄ 189	No function
		190 ⇄ 255	Random
11	Red 2	000 ⇄ 255	0–100%
12	Green 2	000 ⇄ 255	0–100%
13	Blue 2	000 ⇄ 255	0–100%
14	Amber 2	000 ⇄ 255	0–100%
15	White 2	000 ⇄ 255	0–100%
16	Color Macros 2	000 ⇄ 010	No function
		011 ⇄ 209	Color Macro
		210 ⇄ 255	White
17	Color Temperature 2	000 ⇄ 009	No function
		010 ⇄ 099	Slow to fast
		100 ⇄ 109	No function
		110 ⇄ 179	Lighting effect, slow to fast
		180 ⇄ 189	No function
		190 ⇄ 255	Random
18	Strobe 2	000 ⇄ 009	No function
		010 ⇄ 099	Slow to fast
		100 ⇄ 109	No function
		110 ⇄ 179	Lighting effect, slow to fast
		180 ⇄ 189	No function
		190 ⇄ 255	Random
19	Red 3	000 ⇄ 255	0–100%
20	Green 3	000 ⇄ 255	0–100%
21	Blue 3	000 ⇄ 255	0–100%
22	Amber 3	000 ⇄ 255	0–100%
23	White 3	000 ⇄ 255	0–100%
24	Color Macros 3	000 ⇄ 255	Refer to the <a href="#">Color Macro Chart</a> section for specific values
25	Color Temperature 3	000 ⇄ 255	Refer to the <a href="#">Color Temperature Chart</a> section for specific values
26	Strobe 3	000 ⇄ 009	No function
		010 ⇄ 099	Slow to fast
		100 ⇄ 109	No function
		110 ⇄ 179	Lighting effect, slow to fast
		180 ⇄ 189	No function
		190 ⇄ 255	Random
27	Red 4	000 ⇄ 255	0–100%
28	Green 4	000 ⇄ 255	0–100%
29	Blue 4	000 ⇄ 255	0–100%
30	Amber 4	000 ⇄ 255	0–100%
31	White 4	000 ⇄ 255	0–100%
32	Color Macros 4	000 ⇄ 255	Refer to the <a href="#">Color Macro Chart</a> section for specific values
33	Color Temperature 4	000 ⇄ 255	Refer to the <a href="#">Color Temperature Chart</a> section for specific values

Channel	Function	Value	Percent/Setting
34	Strobe 4	000 ⇔ 009	No function
		010 ⇔ 099	Slow to fast
		100 ⇔ 109	No function
		110 ⇔ 179	Lighting effect, slow to fast
		180 ⇔ 189	No function
		190 ⇔ 255	Random
35	Red 5	000 ⇔ 255	0–100%
36	Green 5	000 ⇔ 255	0–100%
37	Blue 5	000 ⇔ 255	0–100%
38	Amber 5	000 ⇔ 255	0–100%
39	White 5	000 ⇔ 255	0–100%
40	Color Macros 5	000 ⇔ 255	Refer to the <a href="#">Color Macro Chart</a> section for specific values
41	Color Temperature 5	000 ⇔ 255	Refer to the <a href="#">Color Temperature Chart</a> section for specific values
42	Strobe 5	000 ⇔ 009	No function
		010 ⇔ 099	Slow to fast
		100 ⇔ 109	No function
		110 ⇔ 179	Lighting effect, slow to fast
		180 ⇔ 189	No function
		190 ⇔ 255	Random
43	Red 6	000 ⇔ 255	0–100%
44	Green 6	000 ⇔ 255	0–100%
45	Blue 6	000 ⇔ 255	0–100%
46	Amber 6	000 ⇔ 255	0–100%
47	White 6	000 ⇔ 255	0–100%
48	Color Macros 6	000 ⇔ 255	Refer to the <a href="#">Color Macro Chart</a> section for specific values
49	Color Temperature 6	000 ⇔ 255	Refer to the <a href="#">Color Temperature Chart</a> section for specific values
50	Strobe 6	000 ⇔ 009	No function
		010 ⇔ 099	Slow to fast
		100 ⇔ 109	No function
		110 ⇔ 179	Lighting effect, slow to fast
		180 ⇔ 189	No function
		190 ⇔ 255	Random
51	Red 7	000 ⇔ 255	0–100%
52	Green 7	000 ⇔ 255	0–100%
53	Blue 7	000 ⇔ 255	0–100%
54	Amber 7	000 ⇔ 255	0–100%
55	White 7	000 ⇔ 255	0–100%
56	Color Macros 7	000 ⇔ 255	Refer to the <a href="#">Color Macro Chart</a> section for specific values
57	Color Temperature 7	000 ⇔ 255	Refer to the <a href="#">Color Temperature Chart</a> section for specific values
58	Strobe 7	000 ⇔ 009	No function
		010 ⇔ 099	Slow to fast
		100 ⇔ 109	No function
		110 ⇔ 179	Lighting effect, slow to fast
		180 ⇔ 189	No function
		190 ⇔ 255	Random
59	Red 8	000 ⇔ 255	0–100%
60	Green 8	000 ⇔ 255	0–100%
61	Blue 8	000 ⇔ 255	0–100%
62	Amber 8	000 ⇔ 255	0–100%
63	White 8	000 ⇔ 255	0–100%
64	Color Macros 8	000 ⇔ 255	Refer to the <a href="#">Color Macro Chart</a> section for specific values

Channel	Function	Value	Percent/Setting
65	Color Temperature 8	000 ⇄ 255	Refer to the <a href="#">Color Temperature Chart</a> section for specific values
66	Strobe 8	000 ⇄ 009	No function
		010 ⇄ 099	Slow to fast
		100 ⇄ 109	No function
		110 ⇄ 179	Lighting effect, slow to fast
		180 ⇄ 189	No function
190 ⇄ 255	Random		
67	Red 9	000 ⇄ 255	0–100%
68	Green 9	000 ⇄ 255	0–100%
69	Blue 9	000 ⇄ 255	0–100%
70	Amber 9	000 ⇄ 255	0–100%
71	White 9	000 ⇄ 255	0–100%
72	Color Macros 9	000 ⇄ 255	Refer to the <a href="#">Color Macro Chart</a> section for specific values
73	Color Temperature 9	000 ⇄ 255	Refer to the <a href="#">Color Temperature Chart</a> section for specific values
74	Strobe 9	000 ⇄ 009	No function
		010 ⇄ 099	Slow to fast
		100 ⇄ 109	No function
		110 ⇄ 179	Lighting effect, slow to fast
		180 ⇄ 189	No function
190 ⇄ 255	Random		
75	Red 10	000 ⇄ 255	0–100%
76	Green 10	000 ⇄ 255	0–100%
77	Blue 10	000 ⇄ 255	0–100%
78	Amber 10	000 ⇄ 255	0–100%
79	White 10	000 ⇄ 255	0–100%
80	Color Macros 10	000 ⇄ 255	Refer to the <a href="#">Color Macro Chart</a> section for specific values
81	Color Temperature 10	000 ⇄ 255	Refer to the <a href="#">Color Temperature Chart</a> section for specific values
82	Strobe 10	000 ⇄ 009	No function
		010 ⇄ 099	Slow to fast
		100 ⇄ 109	No function
		110 ⇄ 179	Lighting effect, slow to fast
		180 ⇄ 189	No function
190 ⇄ 255	Random		
83	Red 11	000 ⇄ 255	0–100%
84	Green 11	000 ⇄ 255	0–100%
85	Blue 11	000 ⇄ 255	0–100%
86	Amber 11	000 ⇄ 255	0–100%
87	White 11	000 ⇄ 255	0–100%
88	Color Macros 11	000 ⇄ 255	Refer to the <a href="#">Color Macro Chart</a> section for specific values
89	Color Temperature 11	000 ⇄ 255	Refer to the <a href="#">Color Temperature Chart</a> section for specific values
90	Strobe 11	000 ⇄ 009	No function
		010 ⇄ 099	Slow to fast
		100 ⇄ 109	No function
		110 ⇄ 179	Lighting effect, slow to fast
		180 ⇄ 189	No function
190 ⇄ 255	Random		
91	Red 12	000 ⇄ 255	0–100%
92	Green 12	000 ⇄ 255	0–100%
93	Blue 12	000 ⇄ 255	0–100%
94	Amber 12	000 ⇄ 255	0–100%
95	White 12	000 ⇄ 255	0–100%

Channel	Function	Value	Percent/Setting
96	Color Macros 12	000 ⇄ 255	Refer to the <a href="#">Color Macro Chart</a> section for specific values
97	Color Temperature 12	000 ⇄ 255	Refer to the <a href="#">Color Temperature Chart</a> section for specific values
98	Strobe 12	000 ⇄ 009	No function
		010 ⇄ 099	Slow to fast
		100 ⇄ 109	No function
		110 ⇄ 179	Lighting effect, slow to fast
		180 ⇄ 189	No function
190 ⇄ 255	Random		
99	Strobe All	000 ⇄ 009	No function
		010 ⇄ 099	Slow to fast
		100 ⇄ 109	No function
		110 ⇄ 179	Lighting effect, slow to fast
		180 ⇄ 189	No function
190 ⇄ 255	Random		

**12-Cell RGBA EXT 87 CH**

Channel	Function	Value	Percent/Setting
1	Dimmer	000 ⇄ 255	0–100%
2	Dimmer Fine	000 ⇄ 255	0–100%
3	Red 1	000 ⇄ 255	0–100%
4	Green 1	000 ⇄ 255	0–100%
5	Blue 1	000 ⇄ 255	0–100%
6	Amber 1	000 ⇄ 255	0–100%
7	Color Macros 1	000 ⇄ 255	Refer to the <a href="#">Color Macro Chart</a> section for specific values
8	Color Temperature 1	000 ⇄ 255	Refer to the <a href="#">Color Temperature Chart</a> section for specific values
9	Strobe 1	000 ⇄ 009	No function
		010 ⇄ 099	Slow to fast
		100 ⇄ 109	No function
		110 ⇄ 179	Lighting effect, slow to fast
		180 ⇄ 189	No function
190 ⇄ 255	Random		
10	Red 2	000 ⇄ 255	0–100%
11	Green 2	000 ⇄ 255	0–100%
12	Blue 2	000 ⇄ 255	0–100%
13	Amber 2	000 ⇄ 255	0–100%
14	Color Macros 2	000 ⇄ 255	Refer to the <a href="#">Color Macro Chart</a> section for specific values
15	Color Temperature 2	000 ⇄ 255	Refer to the <a href="#">Color Temperature Chart</a> section for specific values
16	Strobe 2	000 ⇄ 009	No function
		010 ⇄ 099	Slow to fast
		100 ⇄ 109	No function
		110 ⇄ 179	Lighting effect, slow to fast
		180 ⇄ 189	No function
190 ⇄ 255	Random		
17	Red 3	000 ⇄ 255	0–100%
18	Green 3	000 ⇄ 255	0–100%
19	Blue 3	000 ⇄ 255	0–100%
20	Amber 3	000 ⇄ 255	0–100%
21	Color Macros 3	000 ⇄ 255	Refer to the <a href="#">Color Macro Chart</a> section for specific values
22	Color Temperature 3	000 ⇄ 255	Refer to the <a href="#">Color Temperature Chart</a> section for specific values

Channel	Function	Value	Percent/Setting
23	Strobe 3	000 ⇔ 009	No function
		010 ⇔ 099	Slow to fast
		100 ⇔ 109	No function
		110 ⇔ 179	Lighting effect, slow to fast
		180 ⇔ 189	No function
		190 ⇔ 255	Random
24	Red 4	000 ⇔ 255	0–100%
25	Green 4	000 ⇔ 255	0–100%
26	Blue 4	000 ⇔ 255	0–100%
27	Amber 4	000 ⇔ 255	0–100%
28	Color Macros 4	000 ⇔ 255	Refer to the <a href="#">Color Macro Chart</a> section for specific values
29	Color Temperature 4	000 ⇔ 255	Refer to the <a href="#">Color Temperature Chart</a> section for specific values
30	Strobe 4	000 ⇔ 009	No function
		010 ⇔ 099	Slow to fast
		100 ⇔ 109	No function
		110 ⇔ 179	Lighting effect, slow to fast
		180 ⇔ 189	No function
		190 ⇔ 255	Random
31	Red 5	000 ⇔ 255	0–100%
32	Green 5	000 ⇔ 255	0–100%
33	Blue 5	000 ⇔ 255	0–100%
34	Amber 5	000 ⇔ 255	0–100%
35	Color Macros 5	000 ⇔ 255	Refer to the <a href="#">Color Macro Chart</a> section for specific values
36	Color Temperature 5	000 ⇔ 255	Refer to the <a href="#">Color Temperature Chart</a> section for specific values
37	Strobe 5	000 ⇔ 009	No function
		010 ⇔ 099	Slow to fast
		100 ⇔ 109	No function
		110 ⇔ 179	Lighting effect, slow to fast
		180 ⇔ 189	No function
		190 ⇔ 255	Random
38	Red 6	000 ⇔ 255	0–100%
39	Green 6	000 ⇔ 255	0–100%
40	Blue 6	000 ⇔ 255	0–100%
41	Amber 6	000 ⇔ 255	0–100%
42	Color Macros 6	000 ⇔ 255	Refer to the <a href="#">Color Macro Chart</a> section for specific values
43	Color Temperature 6	000 ⇔ 255	Refer to the <a href="#">Color Temperature Chart</a> section for specific values
44	Strobe 6	000 ⇔ 009	No function
		010 ⇔ 099	Slow to fast
		100 ⇔ 109	No function
		110 ⇔ 179	Lighting effect, slow to fast
		180 ⇔ 189	No function
		190 ⇔ 255	Random
45	Red 7	000 ⇔ 255	0–100%
46	Green 7	000 ⇔ 255	0–100%
47	Blue 7	000 ⇔ 255	0–100%
48	Amber 7	000 ⇔ 255	0–100%
49	Color Macros 7	000 ⇔ 255	Refer to the <a href="#">Color Macro Chart</a> section for specific values
50	Color Temperature 7	000 ⇔ 255	Refer to the <a href="#">Color Temperature Chart</a> section for specific values

Channel	Function	Value	Percent/Setting
51	Strobe 7	000 ⇔ 009	No function
		010 ⇔ 099	Slow to fast
		100 ⇔ 109	No function
		110 ⇔ 179	Lighting effect, slow to fast
		180 ⇔ 189	No function
		190 ⇔ 255	Random
52	Red 8	000 ⇔ 255	0–100%
53	Green 8	000 ⇔ 255	0–100%
54	Blue 8	000 ⇔ 255	0–100%
55	Amber 8	000 ⇔ 255	0–100%
56	Color Macros 8	000 ⇔ 255	Refer to the <a href="#">Color Macro Chart</a> section for specific values
57	Color Temperature 8	000 ⇔ 255	Refer to the <a href="#">Color Temperature Chart</a> section for specific values
58	Strobe 8	000 ⇔ 009	No function
		010 ⇔ 099	Slow to fast
		100 ⇔ 109	No function
		110 ⇔ 179	Lighting effect, slow to fast
		180 ⇔ 189	No function
		190 ⇔ 255	Random
59	Red 9	000 ⇔ 255	0–100%
60	Green 9	000 ⇔ 255	0–100%
61	Blue 9	000 ⇔ 255	0–100%
62	Amber 9	000 ⇔ 255	0–100%
63	Color Macros 9	000 ⇔ 255	Refer to the <a href="#">Color Macro Chart</a> section for specific values
64	Color Temperature 9	000 ⇔ 255	Refer to the <a href="#">Color Temperature Chart</a> section for specific values
65	Strobe 9	000 ⇔ 009	No function
		010 ⇔ 099	Slow to fast
		100 ⇔ 109	No function
		110 ⇔ 179	Lighting effect, slow to fast
		180 ⇔ 189	No function
		190 ⇔ 255	Random
66	Red 10	000 ⇔ 255	0–100%
67	Green 10	000 ⇔ 255	0–100%
68	Blue 10	000 ⇔ 255	0–100%
69	Amber 10	000 ⇔ 255	0–100%
70	Color Macros 10	000 ⇔ 255	Refer to the <a href="#">Color Macro Chart</a> section for specific values
71	Color Temperature 10	000 ⇔ 255	Refer to the <a href="#">Color Temperature Chart</a> section for specific values
72	Strobe 10	000 ⇔ 009	No function
		010 ⇔ 099	Slow to fast
		100 ⇔ 109	No function
		110 ⇔ 179	Lighting effect, slow to fast
		180 ⇔ 189	No function
		190 ⇔ 255	Random
73	Red 11	000 ⇔ 255	0–100%
74	Green 11	000 ⇔ 255	0–100%
75	Blue 11	000 ⇔ 255	0–100%
76	Amber 11	000 ⇔ 255	0–100%
77	Color Macros 12	000 ⇔ 255	Refer to the <a href="#">Color Macro Chart</a> section for specific values
78	Color Temperature 12	000 ⇔ 255	Refer to the <a href="#">Color Temperature Chart</a> section for specific values



Channel	Function	Value	Percent/Setting
79	Strobe 12	000 ⇔ 009	No function
		010 ⇔ 099	Slow to fast
		100 ⇔ 109	No function
		110 ⇔ 179	Lighting effect, slow to fast
		180 ⇔ 189	No function
		190 ⇔ 255	Random
80	Red 12	000 ⇔ 255	0–100%
81	Green 12	000 ⇔ 255	0–100%
82	Blue 12	000 ⇔ 255	0–100%
83	Amber 12	000 ⇔ 255	0–100%
84	Color Macros 12	000 ⇔ 255	Refer to the <a href="#">Color Macro Chart</a> section for specific values
85	Color Temperature 12	000 ⇔ 255	Refer to the <a href="#">Color Temperature Chart</a> section for specific values
86	Strobe 12	000 ⇔ 009	No function
		010 ⇔ 099	Slow to fast
		100 ⇔ 109	No function
		110 ⇔ 179	Lighting effect, slow to fast
		180 ⇔ 189	No function
		190 ⇔ 255	Random
87	Strobe All	000 ⇔ 009	No function
		010 ⇔ 099	Slow to fast
		100 ⇔ 109	No function
		110 ⇔ 179	Lighting effect, slow to fast
		180 ⇔ 189	No function
		190 ⇔ 255	Random

## 12-Cell HSIC 85 CH

Channel	Function	Value	Percent/Setting
1	Dimmer 1	000 ⇔ 255	0–100%
2	Hue 1	000 ⇔ 255	0–100%
3	Hue Fine 1	000 ⇔ 255	0–100%
4	Saturation 1	000 ⇔ 255	0–100%
5	Strobe 1	000 ⇔ 009	No function
		010 ⇔ 099	Slow to fast
		100 ⇔ 109	No function
		110 ⇔ 179	Lighting effect, slow to fast
		180 ⇔ 189	No function
		190 ⇔ 255	Random
6	Color Macros 1	000 ⇔ 255	Refer to the <a href="#">Color Macro Chart</a> section for specific values
7	Color Temperature 1	000 ⇔ 255	Refer to the <a href="#">Color Temperature Chart</a> section for specific values
8	Dimmer 2	000 ⇔ 255	0–100%
9	Hue 2	000 ⇔ 255	0–100%
10	Hue Fine 2	000 ⇔ 255	0–100%
11	Saturation 2	000 ⇔ 255	0–100%
12	Strobe 2	000 ⇔ 009	No function
		010 ⇔ 099	Slow to fast
		100 ⇔ 109	No function
		110 ⇔ 179	Lighting effect, slow to fast
		180 ⇔ 189	No function
		190 ⇔ 255	Random
13	Color Macros 2	000 ⇔ 255	Refer to the <a href="#">Color Macro Chart</a> section for specific values
14	Color Temperature 2	000 ⇔ 255	Refer to the <a href="#">Color Temperature Chart</a> section for specific values
15	Dimmer 3	000 ⇔ 255	0–100%
16	Hue 3	000 ⇔ 255	0–100%

Channel	Function	Value	Percent/Setting
17	Hue Fine 3	000 ⇔ 255	0–100%
18	Saturation 3	000 ⇔ 255	0–100%
19	Strobe 3	000 ⇔ 009	No function
		010 ⇔ 099	Slow to fast
		100 ⇔ 109	No function
		110 ⇔ 179	Lighting effect, slow to fast
		180 ⇔ 189	No function
190 ⇔ 255	Random		
20	Color Macros 3	000 ⇔ 255	Refer to the <a href="#">Color Macro Chart</a> section for specific values
21	Color Temperature 3	000 ⇔ 255	Refer to the <a href="#">Color Temperature Chart</a> section for specific values
22	Dimmer 4	000 ⇔ 255	0–100%
23	Hue 4	000 ⇔ 255	0–100%
24	Hue Fine 4	000 ⇔ 255	0–100%
25	Saturation 4	000 ⇔ 255	0–100%
26	Strobe 4	000 ⇔ 009	No function
		010 ⇔ 099	Slow to fast
		100 ⇔ 109	No function
		110 ⇔ 179	Lighting effect, slow to fast
		180 ⇔ 189	No function
190 ⇔ 255	Random		
27	Color Macros 4	000 ⇔ 255	Refer to the <a href="#">Color Macro Chart</a> section for specific values
28	Color Temperature 4	000 ⇔ 255	Refer to the <a href="#">Color Temperature Chart</a> section for specific values
29	Dimmer 5	000 ⇔ 255	0–100%
30	Hue 5	000 ⇔ 255	0–100%
31	Hue Fine 5	000 ⇔ 255	0–100%
32	Saturation 5	000 ⇔ 255	0–100%
33	Strobe 5	000 ⇔ 009	No function
		010 ⇔ 099	Slow to fast
		100 ⇔ 109	No function
		110 ⇔ 179	Lighting effect, slow to fast
		180 ⇔ 189	No function
190 ⇔ 255	Random		
34	Color Macros 5	000 ⇔ 255	Refer to the <a href="#">Color Macro Chart</a> section for specific values
35	Color Temperature 5	000 ⇔ 255	Refer to the <a href="#">Color Temperature Chart</a> section for specific values
36	Dimmer 6	000 ⇔ 255	0–100%
37	Hue 6	000 ⇔ 255	0–100%
38	Hue Fine 6	000 ⇔ 255	0–100%
39	Saturation 6	000 ⇔ 255	0–100%
40	Strobe 6	000 ⇔ 009	No function
		010 ⇔ 099	Slow to fast
		100 ⇔ 109	No function
		110 ⇔ 179	Lighting effect, slow to fast
		180 ⇔ 189	No function
190 ⇔ 255	Random		
41	Color Macros 6	000 ⇔ 255	Refer to the <a href="#">Color Macro Chart</a> section for specific values
42	Color Temperature 6	000 ⇔ 255	Refer to the <a href="#">Color Temperature Chart</a> section for specific values
43	Dimmer 7	000 ⇔ 255	0–100%
44	Hue 7	000 ⇔ 255	0–100%
45	Hue Fine 7	000 ⇔ 255	0–100%
46	Saturation 7	000 ⇔ 255	0–100%

Channel	Function	Value	Percent/Setting
47	Strobe 7	000 ⇔ 009	No function
		010 ⇔ 099	Slow to fast
		100 ⇔ 109	No function
		110 ⇔ 179	Lighting effect, slow to fast
		180 ⇔ 189	No function
190 ⇔ 255	Random		
48	Color Macros 7	000 ⇔ 255	Refer to the <a href="#">Color Macro Chart</a> section for specific values
49	Color Temperature 7	000 ⇔ 255	Refer to the <a href="#">Color Temperature Chart</a> section for specific values
50	Dimmer 8	000 ⇔ 255	0–100%
51	Hue 8	000 ⇔ 255	0–100%
52	Hue Fine 8	000 ⇔ 255	0–100%
53	Saturation 8	000 ⇔ 255	0–100%
54	Strobe 8	000 ⇔ 009	No function
		010 ⇔ 099	Slow to fast
		100 ⇔ 109	No function
		110 ⇔ 179	Lighting effect, slow to fast
		180 ⇔ 189	No function
190 ⇔ 255	Random		
55	Color Macros 8	000 ⇔ 255	Refer to the <a href="#">Color Macro Chart</a> section for specific values
56	Color Temperature 8	000 ⇔ 255	Refer to the <a href="#">Color Temperature Chart</a> section for specific values
57	Dimmer 9	000 ⇔ 255	0–100%
58	Hue 9	000 ⇔ 255	0–100%
59	Hue Fine 9	000 ⇔ 255	0–100%
60	Saturation 9	000 ⇔ 255	0–100%
61	Strobe 9	000 ⇔ 009	No function
		010 ⇔ 099	Slow to fast
		100 ⇔ 109	No function
		110 ⇔ 179	Lighting effect, slow to fast
		180 ⇔ 189	No function
190 ⇔ 255	Random		
62	Color Macros 9	000 ⇔ 255	Refer to the <a href="#">Color Macro Chart</a> section for specific values
63	Color Temperature 9	000 ⇔ 255	Refer to the <a href="#">Color Temperature Chart</a> section for specific values
64	Dimmer 10	000 ⇔ 255	0–100%
65	Hue 10	000 ⇔ 255	0–100%
66	Hue Fine 10	000 ⇔ 255	0–100%
67	Saturation 10	000 ⇔ 255	0–100%
68	Strobe 10	000 ⇔ 009	No function
		010 ⇔ 099	Slow to fast
		100 ⇔ 109	No function
		110 ⇔ 179	Lighting effect, slow to fast
		180 ⇔ 189	No function
190 ⇔ 255	Random		
69	Color Macros 10	000 ⇔ 255	Refer to the <a href="#">Color Macro Chart</a> section for specific values
70	Color Temperature 10	000 ⇔ 255	Refer to the <a href="#">Color Temperature Chart</a> section for specific values
71	Dimmer 11	000 ⇔ 255	0–100%
72	Hue 11	000 ⇔ 255	0–100%
73	Hue Fine 11	000 ⇔ 255	0–100%
74	Saturation 11	000 ⇔ 255	0–100%

Channel	Function	Value	Percent/Setting
75	Strobe 11	000 ⇔ 009	No function
		010 ⇔ 099	Slow to fast
		100 ⇔ 109	No function
		110 ⇔ 179	Lighting effect, slow to fast
		180 ⇔ 189	No function
		190 ⇔ 255	Random
76	Color Macros 11	000 ⇔ 255	Refer to the <a href="#">Color Macro Chart</a> section for specific values
77	Color Temperature 11	000 ⇔ 255	Refer to the <a href="#">Color Temperature Chart</a> section for specific values
78	Dimmer 12	000 ⇔ 255	0–100%
79	Hue 12	000 ⇔ 255	0–100%
80	Hue Fine 12	000 ⇔ 255	0–100%
81	Saturation 12	000 ⇔ 255	0–100%
82	Strobe 12	000 ⇔ 009	No function
		010 ⇔ 099	Slow to fast
		100 ⇔ 109	No function
		110 ⇔ 179	Lighting effect, slow to fast
		180 ⇔ 189	No function
		190 ⇔ 255	Random
83	Color Macros 12	000 ⇔ 255	Refer to the <a href="#">Color Macro Chart</a> section for specific values
84	Color Temperature 12	000 ⇔ 255	Refer to the <a href="#">Color Temperature Chart</a> section for specific values
85	Dimmer Speed	000 ⇔ 051	Preset dimmer speed from display menu
		052 ⇔ 101	Dimmer speed mode off
		102 ⇔ 152	Dimmer speed mode 1 (fastest)
		153 ⇔ 203	Dimmer speed mode 2
		204 ⇔ 255	Dimmer speed mode 3 (slowest)

**12-Cell RGB EXT 75 CH**

Channel	Function	Value	Percent/Setting
1	Dimmer	000 ⇔ 255	0–100%
2	Dimmer Fine	000 ⇔ 255	0–100%
3	Red 1	000 ⇔ 255	0–100%
4	Green 1	000 ⇔ 255	0–100%
5	Blue 1	000 ⇔ 255	0–100%
6	Color Macros 1	000 ⇔ 255	Refer to the <a href="#">Color Macro Chart</a> section for specific values
7	Color Temperature 1	000 ⇔ 255	Refer to the <a href="#">Color Temperature Chart</a> section for specific values
8	Strobe 1	000 ⇔ 009	No function
		010 ⇔ 099	Slow to fast
		100 ⇔ 109	No function
		110 ⇔ 179	Lighting effect, slow to fast
		180 ⇔ 189	No function
		190 ⇔ 255	Random
9	Red 2	000 ⇔ 255	0–100%
10	Green 2	000 ⇔ 255	0–100%
11	Blue 2	000 ⇔ 255	0–100%
12	Color Macros 2	000 ⇔ 255	Refer to the <a href="#">Color Macro Chart</a> section for specific values
13	Color Temperature 2	000 ⇔ 255	Refer to the <a href="#">Color Temperature Chart</a> section for specific values

Channel	Function	Value	Percent/Setting
14	Strobe 2	000 ⇔ 009	No function
		010 ⇔ 099	Slow to fast
		100 ⇔ 109	No function
		110 ⇔ 179	Lighting effect, slow to fast
		180 ⇔ 189	No function
		190 ⇔ 255	Random
15	Red 3	000 ⇔ 255	0–100%
16	Green 3	000 ⇔ 255	0–100%
17	Blue 3	000 ⇔ 255	0–100%
18	Color Macros 3	000 ⇔ 255	Refer to the <a href="#">Color Macro Chart</a> section for specific values
19	Color Temperature 3	000 ⇔ 255	Refer to the <a href="#">Color Temperature Chart</a> section for specific values
20	Strobe 3	000 ⇔ 009	No function
		010 ⇔ 099	Slow to fast
		100 ⇔ 109	No function
		110 ⇔ 179	Lighting effect, slow to fast
		180 ⇔ 189	No function
		190 ⇔ 255	Random
21	Red 4	000 ⇔ 255	0–100%
22	Green 4	000 ⇔ 255	0–100%
23	Blue 4	000 ⇔ 255	0–100%
24	Color Macros 4	000 ⇔ 255	Refer to the <a href="#">Color Macro Chart</a> section for specific values
25	Color Temperature 4	000 ⇔ 255	Refer to the <a href="#">Color Temperature Chart</a> section for specific values
26	Strobe 4	000 ⇔ 009	No function
		010 ⇔ 099	Slow to fast
		100 ⇔ 109	No function
		110 ⇔ 179	Lighting effect, slow to fast
		180 ⇔ 189	No function
		190 ⇔ 255	Random
27	Red 5	000 ⇔ 255	0–100%
28	Green 5	000 ⇔ 255	0–100%
29	Blue 5	000 ⇔ 255	0–100%
30	Color Macros 5	000 ⇔ 255	Refer to the <a href="#">Color Macro Chart</a> section for specific values
31	Color Temperature 5	000 ⇔ 255	Refer to the <a href="#">Color Temperature Chart</a> section for specific values
32	Strobe 5	000 ⇔ 009	No function
		010 ⇔ 099	Slow to fast
		100 ⇔ 109	No function
		110 ⇔ 179	Lighting effect, slow to fast
		180 ⇔ 189	No function
		190 ⇔ 255	Random
33	Red 6	000 ⇔ 255	0–100%
34	Green 6	000 ⇔ 255	0–100%
35	Blue 6	000 ⇔ 255	0–100%
36	Color Macros 6	000 ⇔ 255	Refer to the <a href="#">Color Macro Chart</a> section for specific values
37	Color Temperature 6	000 ⇔ 255	Refer to the <a href="#">Color Temperature Chart</a> section for specific values
38	Strobe 6	000 ⇔ 009	No function
		010 ⇔ 099	Slow to fast
		100 ⇔ 109	No function
		110 ⇔ 179	Lighting effect, slow to fast
		180 ⇔ 189	No function
		190 ⇔ 255	Random
39	Red 7	000 ⇔ 255	0–100%

Channel	Function	Value	Percent/Setting
40	Green 7	000 ⇔ 255	0–100%
41	Blue 7	000 ⇔ 255	0–100%
42	Color Macros 7	000 ⇔ 255	Refer to the <a href="#">Color Macro Chart</a> section for specific values
43	Color Temperature 7	000 ⇔ 255	Refer to the <a href="#">Color Temperature Chart</a> section for specific values
44	Strobe 7	000 ⇔ 009	No function
		010 ⇔ 099	Slow to fast
		100 ⇔ 109	No function
		110 ⇔ 179	Lighting effect, slow to fast
		180 ⇔ 189	No function
		190 ⇔ 255	Random
45	Red 8	000 ⇔ 255	0–100%
46	Green 8	000 ⇔ 255	0–100%
47	Blue 8	000 ⇔ 255	0–100%
48	Color Macros 8	000 ⇔ 255	Refer to the <a href="#">Color Macro Chart</a> section for specific values
49	Color Temperature 8	000 ⇔ 255	Refer to the <a href="#">Color Temperature Chart</a> section for specific values
50	Strobe 8	000 ⇔ 009	No function
		010 ⇔ 099	Slow to fast
		100 ⇔ 109	No function
		110 ⇔ 179	Lighting effect, slow to fast
		180 ⇔ 189	No function
		190 ⇔ 255	Random
51	Red 9	000 ⇔ 255	0–100%
52	Green 9	000 ⇔ 255	0–100%
53	Blue 9	000 ⇔ 255	0–100%
54	Color Macros 9	000 ⇔ 255	Refer to the <a href="#">Color Macro Chart</a> section for specific values
55	Color Temperature 9	000 ⇔ 255	Refer to the <a href="#">Color Temperature Chart</a> section for specific values
56	Strobe 9	000 ⇔ 009	No function
		010 ⇔ 099	Slow to fast
		100 ⇔ 109	No function
		110 ⇔ 179	Lighting effect, slow to fast
		180 ⇔ 189	No function
		190 ⇔ 255	Random
57	Red 10	000 ⇔ 255	0–100%
58	Green 10	000 ⇔ 255	0–100%
59	Blue 10	000 ⇔ 255	0–100%
60	Color Macros 10	000 ⇔ 255	Refer to the <a href="#">Color Macro Chart</a> section for specific values
61	Color Temperature 10	000 ⇔ 255	Refer to the <a href="#">Color Temperature Chart</a> section for specific values
62	Strobe 10	000 ⇔ 009	No function
		010 ⇔ 099	Slow to fast
		100 ⇔ 109	No function
		110 ⇔ 179	Lighting effect, slow to fast
		180 ⇔ 189	No function
		190 ⇔ 255	Random
63	Red 11	000 ⇔ 255	0–100%
64	Green 11	000 ⇔ 255	0–100%
65	Blue 11	000 ⇔ 255	0–100%
66	Color Macros 12	000 ⇔ 255	Refer to the <a href="#">Color Macro Chart</a> section for specific values
67	Color Temperature 12	000 ⇔ 255	Refer to the <a href="#">Color Temperature Chart</a> section for specific values

Channel	Function	Value	Percent/Setting
68	Strobe 12	000 ⇔ 009	No function
		010 ⇔ 099	Slow to fast
		100 ⇔ 109	No function
		110 ⇔ 179	Lighting effect, slow to fast
		180 ⇔ 189	No function
		190 ⇔ 255	Random
69	Red 12	000 ⇔ 255	0–100%
70	Green 12	000 ⇔ 255	0–100%
71	Blue 12	000 ⇔ 255	0–100%
72	Color Macros 12	000 ⇔ 255	Refer to the <a href="#">Color Macro Chart</a> section for specific values
73	Color Temperature 12	000 ⇔ 255	Refer to the <a href="#">Color Temperature Chart</a> section for specific values
74	Strobe 12	000 ⇔ 009	No function
		010 ⇔ 099	Slow to fast
		100 ⇔ 109	No function
		110 ⇔ 179	Lighting effect, slow to fast
		180 ⇔ 189	No function
		190 ⇔ 255	Random
75	Strobe All	000 ⇔ 009	No function
		010 ⇔ 099	Slow to fast
		100 ⇔ 109	No function
		110 ⇔ 179	Lighting effect, slow to fast
		180 ⇔ 189	No function
		190 ⇔ 255	Random

12-Cell RGBAW 60 CH

Channel	Function	Value	Percent/Setting
1	Red 1	000 ⇔ 255	0–100%
2	Green 1	000 ⇔ 255	0–100%
3	Blue 1	000 ⇔ 255	0–100%
4	Amber 1	000 ⇔ 255	0–100%
5	White 1	000 ⇔ 255	0–100%
6	Red 2	000 ⇔ 255	0–100%
7	Green 2	000 ⇔ 255	0–100%
8	Blue 2	000 ⇔ 255	0–100%
9	Amber 2	000 ⇔ 255	0–100%
10	White 2	000 ⇔ 255	0–100%
11	Red 3	000 ⇔ 255	0–100%
12	Green 3	000 ⇔ 255	0–100%
13	Blue 3	000 ⇔ 255	0–100%
14	Amber 3	000 ⇔ 255	0–100%
15	White 3	000 ⇔ 255	0–100%
16	Red 4	000 ⇔ 255	0–100%
17	Green 4	000 ⇔ 255	0–100%
18	Blue 4	000 ⇔ 255	0–100%
19	Amber 4	000 ⇔ 255	0–100%
20	White 4	000 ⇔ 255	0–100%
21	Red 5	000 ⇔ 255	0–100%
22	Green 5	000 ⇔ 255	0–100%
23	Blue 5	000 ⇔ 255	0–100%
24	Amber 5	000 ⇔ 255	0–100%
25	White 5	000 ⇔ 255	0–100%
26	Red 6	000 ⇔ 255	0–100%
27	Green 6	000 ⇔ 255	0–100%
28	Blue 6	000 ⇔ 255	0–100%

Channel	Function	Value	Percent/Setting
29	Amber 6	000 ⇄ 255	0–100%
30	White 6	000 ⇄ 255	0–100%
31	Red 7	000 ⇄ 255	0–100%
32	Green 7	000 ⇄ 255	0–100%
33	Blue 7	000 ⇄ 255	0–100%
34	Amber 7	000 ⇄ 255	0–100%
35	White 7	000 ⇄ 255	0–100%
36	Red 8	000 ⇄ 255	0–100%
37	Green 8	000 ⇄ 255	0–100%
38	Blue 8	000 ⇄ 255	0–100%
39	Amber 8	000 ⇄ 255	0–100%
40	White 8	000 ⇄ 255	0–100%
41	Red 9	000 ⇄ 255	0–100%
42	Green 9	000 ⇄ 255	0–100%
43	Blue 9	000 ⇄ 255	0–100%
44	Amber 9	000 ⇄ 255	0–100%
45	White 9	000 ⇄ 255	0–100%
46	Red 10	000 ⇄ 255	0–100%
47	Green 10	000 ⇄ 255	0–100%
48	Blue 10	000 ⇄ 255	0–100%
49	Amber 10	000 ⇄ 255	0–100%
50	White 10	000 ⇄ 255	0–100%
51	Red 11	000 ⇄ 255	0–100%
52	Green 11	000 ⇄ 255	0–100%
53	Blue 11	000 ⇄ 255	0–100%
54	Amber 11	000 ⇄ 255	0–100%
55	White 11	000 ⇄ 255	0–100%
56	Red 12	000 ⇄ 255	0–100%
57	Green 12	000 ⇄ 255	0–100%
58	Blue 12	000 ⇄ 255	0–100%
59	Amber 12	000 ⇄ 255	0–100%
60	White 12	000 ⇄ 255	0–100%

12-Cell RGBA 48 CH

Channel	Function	Value	Percent/Setting
1	Red 1	000 ⇄ 255	0–100%
2	Green 1	000 ⇄ 255	0–100%
3	Blue 1	000 ⇄ 255	0–100%
4	Amber 1	000 ⇄ 255	0–100%
5	Red 2	000 ⇄ 255	0–100%
6	Green 2	000 ⇄ 255	0–100%
7	Blue 2	000 ⇄ 255	0–100%
8	Amber 2	000 ⇄ 255	0–100%
9	Red 3	000 ⇄ 255	0–100%
10	Green 3	000 ⇄ 255	0–100%
11	Blue 3	000 ⇄ 255	0–100%
12	Amber 3	000 ⇄ 255	0–100%
13	Red 4	000 ⇄ 255	0–100%
14	Green 4	000 ⇄ 255	0–100%
15	Blue 4	000 ⇄ 255	0–100%
16	Amber 4	000 ⇄ 255	0–100%
17	Red 5	000 ⇄ 255	0–100%
18	Green 5	000 ⇄ 255	0–100%
19	Blue 5	000 ⇄ 255	0–100%



## OPERATION

Channel	Function	Value	Percent/Setting
20	Amber 5	000 ⇄ 255	0–100%
21	Red 6	000 ⇄ 255	0–100%
22	Green 6	000 ⇄ 255	0–100%
23	Blue 6	000 ⇄ 255	0–100%
24	Amber 6	000 ⇄ 255	0–100%
25	Red 7	000 ⇄ 255	0–100%
26	Green 7	000 ⇄ 255	0–100%
27	Blue 7	000 ⇄ 255	0–100%
28	Amber 7	000 ⇄ 255	0–100%
29	Red 8	000 ⇄ 255	0–100%
30	Green 8	000 ⇄ 255	0–100%
31	Blue 8	000 ⇄ 255	0–100%
32	Amber 8	000 ⇄ 255	0–100%
33	Red 9	000 ⇄ 255	0–100%
34	Green 9	000 ⇄ 255	0–100%
35	Blue 9	000 ⇄ 255	0–100%
36	Amber 9	000 ⇄ 255	0–100%
37	Red 10	000 ⇄ 255	0–100%
38	Green 10	000 ⇄ 255	0–100%
39	Blue 10	000 ⇄ 255	0–100%
40	Amber 10	000 ⇄ 255	0–100%
41	Red 11	000 ⇄ 255	0–100%
42	Green 11	000 ⇄ 255	0–100%
43	Blue 11	000 ⇄ 255	0–100%
44	Amber 11	000 ⇄ 255	0–100%
45	Red 12	000 ⇄ 255	0–100%
46	Green 12	000 ⇄ 255	0–100%
47	Blue 12	000 ⇄ 255	0–100%
48	Amber 12	000 ⇄ 255	0–100%

### 12-Cell RGB 36 CH

Channel	Function	Value	Percent/Setting
1	Red 1	000 ⇄ 255	0–100%
2	Green 1	000 ⇄ 255	0–100%
3	Blue 1	000 ⇄ 255	0–100%
4	Red 2	000 ⇄ 255	0–100%
5	Green 2	000 ⇄ 255	0–100%
6	Blue 2	000 ⇄ 255	0–100%
7	Red 3	000 ⇄ 255	0–100%
8	Green 3	000 ⇄ 255	0–100%
9	Blue 3	000 ⇄ 255	0–100%
10	Red 4	000 ⇄ 255	0–100%
11	Green 4	000 ⇄ 255	0–100%
12	Blue 4	000 ⇄ 255	0–100%
13	Red 5	000 ⇄ 255	0–100%
14	Green 5	000 ⇄ 255	0–100%
15	Blue 5	000 ⇄ 255	0–100%
16	Red 6	000 ⇄ 255	0–100%
17	Green 6	000 ⇄ 255	0–100%
18	Blue 6	000 ⇄ 255	0–100%
19	Red 7	000 ⇄ 255	0–100%
20	Green 7	000 ⇄ 255	0–100%
21	Blue 7	000 ⇄ 255	0–100%
22	Red 8	000 ⇄ 255	0–100%

Channel	Function	Value	Percent/Setting
23	Green 8	000 ⇔ 255	0–100%
24	Blue 8	000 ⇔ 255	0–100%
25	Red 9	000 ⇔ 255	0–100%
26	Green 9	000 ⇔ 255	0–100%
27	Blue 9	000 ⇔ 255	0–100%
28	Red 10	000 ⇔ 255	0–100%
29	Green 10	000 ⇔ 255	0–100%
30	Blue 10	000 ⇔ 255	0–100%
31	Red 11	000 ⇔ 255	0–100%
32	Green 11	000 ⇔ 255	0–100%
33	Blue 11	000 ⇔ 255	0–100%
34	Red 12	000 ⇔ 255	0–100%
35	Green 12	000 ⇔ 255	0–100%
36	Blue 12	000 ⇔ 255	0–100%

### 3-Cell Personalities

#### 3-Cell RGBAW FULL 43 CH

Channel	Function	Value	Percent/Setting
1	Dimmer	000 ⇔ 255	0–100%
2	Dimmer Fine	000 ⇔ 255	0–100%
3	Red 1	000 ⇔ 255	0–100%
4	Red Fine 1	000 ⇔ 255	0–100%
5	Green 1	000 ⇔ 255	0–100%
6	Green Fine 1	000 ⇔ 255	0–100%
7	Blue 1	000 ⇔ 255	0–100%
8	Blue Fine 1	000 ⇔ 255	0–100%
9	Amber 1	000 ⇔ 255	0–100%
10	Amber Fine 1	000 ⇔ 255	0–100%
11	White 1	000 ⇔ 255	0–100%
12	White Fine 1	000 ⇔ 255	0–100%
13	Color Macros 1	000 ⇔ 255	Refer to the <a href="#">Color Macro Chart</a> section for specific values
14	Color Temperature 1	000 ⇔ 255	Refer to the <a href="#">Color Temperature Chart</a> section for specific values
15	Strobe 1	000 ⇔ 009 010 ⇔ 099 100 ⇔ 109 110 ⇔ 179 180 ⇔ 189 190 ⇔ 255	No function Slow to fast No function Lighting effect, slow to fast No function Random
16	Red 2	000 ⇔ 255	0–100%
17	Red Fine 2	000 ⇔ 255	0–100%
18	Green 2	000 ⇔ 255	0–100%
19	Green Fine 2	000 ⇔ 255	0–100%
20	Blue 2	000 ⇔ 255	0–100%
21	Blue Fine 2	000 ⇔ 255	0–100%
22	Amber 2	000 ⇔ 255	0–100%
23	Amber Fine 2	000 ⇔ 255	0–100%
24	White 2	000 ⇔ 255	0–100%
25	White Fine 2	000 ⇔ 255	0–100%
26	Color Macros 2	000 ⇔ 255	Refer to the <a href="#">Color Macro Chart</a> section for specific values
27	Color Temperature 2	000 ⇔ 255	Refer to the <a href="#">Color Temperature Chart</a> section for specific values

Channel	Function	Value	Percent/Setting
28	Strobe 2	000 ⇄ 009	No function
		010 ⇄ 099	Slow to fast
		100 ⇄ 109	No function
		110 ⇄ 179	Lighting effect, slow to fast
		180 ⇄ 189	No function
		190 ⇄ 255	Random
29	Red 3	000 ⇄ 255	0–100%
30	Red Fine 3	000 ⇄ 255	0–100%
31	Green 3	000 ⇄ 255	0–100%
32	Green Fine 3	000 ⇄ 255	0–100%
33	Blue 3	000 ⇄ 255	0–100%
34	Blue Fine 3	000 ⇄ 255	0–100%
35	Amber 3	000 ⇄ 255	0–100%
36	Amber Fine 3	000 ⇄ 255	0–100%
37	White 3	000 ⇄ 255	0–100%
38	White Fine 3	000 ⇄ 255	0–100%
39	Color Macros 3	000 ⇄ 255	Refer to the <a href="#">Color Macro Chart</a> section for specific values
40	Color Temperature 3	000 ⇄ 255	Refer to the <a href="#">Color Temperature Chart</a> section for specific values
41	Strobe 3	000 ⇄ 009	No function
		010 ⇄ 099	Slow to fast
		100 ⇄ 109	No function
		110 ⇄ 179	Lighting effect, slow to fast
		180 ⇄ 189	No function
		190 ⇄ 255	Random
42	Strobe All	000 ⇄ 009	No function
		010 ⇄ 099	Slow to fast
		100 ⇄ 109	No function
		110 ⇄ 179	Lighting effect, slow to fast
		180 ⇄ 189	No function
		190 ⇄ 255	Random
43	Dimmer Speed	000 ⇄ 051	Preset dimmer speed from display menu
		052 ⇄ 101	Dimmer speed mode off
		102 ⇄ 152	Dimmer speed mode 1 (fastest)
		153 ⇄ 203	Dimmer speed mode 2
		204 ⇄ 255	Dimmer speed mode 3 (slowest)

## 3-Cell RGBAW Fine 30 CH

Channel	Function	Value	Percent/Setting
1	Red 1	000 ⇄ 255	0–100%
2	Red Fine 1	000 ⇄ 255	0–100%
3	Green 1	000 ⇄ 255	0–100%
4	Green Fine 1	000 ⇄ 255	0–100%
5	Blue 1	000 ⇄ 255	0–100%
6	Blue Fine 1	000 ⇄ 255	0–100%
7	Amber 1	000 ⇄ 255	0–100%
8	Amber Fine 1	000 ⇄ 255	0–100%
9	White 1	000 ⇄ 255	0–100%
10	White Fine 1	000 ⇄ 255	0–100%
11	Red 2	000 ⇄ 255	0–100%
12	Red Fine 2	000 ⇄ 255	0–100%
13	Green 2	000 ⇄ 255	0–100%
14	Green Fine 2	000 ⇄ 255	0–100%
15	Blue 2	000 ⇄ 255	0–100%
16	Blue Fine 2	000 ⇄ 255	0–100%
17	Amber 2	000 ⇄ 255	0–100%

Channel	Function	Value	Percent/Setting
18	Amber Fine 2	000 ⇄ 255	0–100%
19	White 2	000 ⇄ 255	0–100%
20	White Fine 2	000 ⇄ 255	0–100%
21	Red 3	000 ⇄ 255	0–100%
22	Red Fine 3	000 ⇄ 255	0–100%
23	Green 3	000 ⇄ 255	0–100%
24	Green Fine 3	000 ⇄ 255	0–100%
25	Blue 3	000 ⇄ 255	0–100%
26	Blue Fine 3	000 ⇄ 255	0–100%
27	Amber 3	000 ⇄ 255	0–100%
28	Amber Fine 3	000 ⇄ 255	0–100%
29	White 3	000 ⇄ 255	0–100%
30	White Fine 3	000 ⇄ 255	0–100%

3-Cell RGBAW EXT 27 CH

Channel	Function	Value	Percent/Setting
1	Dimmer	000 ⇄ 255	0–100%
2	Dimmer Fine	000 ⇄ 255	0–100%
3	Red 1	000 ⇄ 255	0–100%
4	Green 1	000 ⇄ 255	0–100%
5	Blue 1	000 ⇄ 255	0–100%
6	Amber 1	000 ⇄ 255	0–100%
7	White 1	000 ⇄ 255	0–100%
8	Color Macros 1	000 ⇄ 255	Refer to the <a href="#">Color Macro Chart</a> section for specific values
9	Color Temperature 1	000 ⇄ 255	Refer to the <a href="#">Color Temperature Chart</a> section for specific values
10	Strobe 1	000 ⇄ 009 010 ⇄ 099 100 ⇄ 109 110 ⇄ 179 180 ⇄ 189 190 ⇄ 255	No function Slow to fast No function Lighting effect, slow to fast No function Random
11	Red 2	000 ⇄ 255	0–100%
12	Green 2	000 ⇄ 255	0–100%
13	Blue 2	000 ⇄ 255	0–100%
14	Amber 2	000 ⇄ 255	0–100%
15	White 2	000 ⇄ 255	0–100%
16	Color Macros 2	000 ⇄ 255	Refer to the <a href="#">Color Macro Chart</a> section for specific values
17	Color Temperature 2	000 ⇄ 255	Refer to the <a href="#">Color Temperature Chart</a> section for specific values
18	Strobe 2	000 ⇄ 009 010 ⇄ 099 100 ⇄ 109 110 ⇄ 179 180 ⇄ 189 190 ⇄ 255	No function Slow to fast No function Lighting effect, slow to fast No function Random
19	Red 3	000 ⇄ 255	0–100%
20	Green 3	000 ⇄ 255	0–100%
21	Blue 3	000 ⇄ 255	0–100%
22	Amber 3	000 ⇄ 255	0–100%
23	White 3	000 ⇄ 255	0–100%
24	Color Macros 3	000 ⇄ 255	Refer to the <a href="#">Color Macro Chart</a> section for specific values

## OPERATION

Channel	Function	Value	Percent/Setting
25	Color Temperature 3	000 ⇄ 255	Refer to the <a href="#">Color Temperature Chart</a> section for specific values
26	Strobe 3	000 ⇄ 009	No function
		010 ⇄ 099	Slow to fast
		100 ⇄ 109	No function
		110 ⇄ 179	Lighting effect, slow to fast
		180 ⇄ 189	No function
27	Strobe All	190 ⇄ 255	Random
		000 ⇄ 009	No function
		010 ⇄ 099	Slow to fast
		100 ⇄ 109	No function
		110 ⇄ 179	Lighting effect, slow to fast
		180 ⇄ 189	No function
		190 ⇄ 255	Random

### 3-Cell RGBA EXT 24 CH

Channel	Function	Value	Percent/Setting
1	Dimmer	000 ⇄ 255	0–100%
2	Dimmer Fine	000 ⇄ 255	0–100%
3	Red 1	000 ⇄ 255	0–100%
4	Green 1	000 ⇄ 255	0–100%
5	Blue 1	000 ⇄ 255	0–100%
6	Amber 1	000 ⇄ 255	0–100%
7	Color Macros 1	000 ⇄ 255	Refer to the <a href="#">Color Macro Chart</a> section for specific values
8	Color Temperature 1	000 ⇄ 255	Refer to the <a href="#">Color Temperature Chart</a> section for specific values
9	Strobe 1	000 ⇄ 009	No function
		010 ⇄ 099	Slow to fast
		100 ⇄ 109	No function
		110 ⇄ 179	Lighting effect, slow to fast
		180 ⇄ 189	No function
		190 ⇄ 255	Random
		000 ⇄ 255	0–100%
		000 ⇄ 255	0–100%
		000 ⇄ 255	0–100%
		000 ⇄ 255	0–100%
14	Color Macros 2	000 ⇄ 255	Refer to the <a href="#">Color Macro Chart</a> section for specific values
15	Color Temperature 2	000 ⇄ 255	Refer to the <a href="#">Color Temperature Chart</a> section for specific values
16	Strobe 2	000 ⇄ 009	No function
		010 ⇄ 099	Slow to fast
		100 ⇄ 109	No function
		110 ⇄ 179	Lighting effect, slow to fast
		180 ⇄ 189	No function
		190 ⇄ 255	Random
		000 ⇄ 255	0–100%
		000 ⇄ 255	0–100%
		000 ⇄ 255	0–100%
		000 ⇄ 255	0–100%
21	Color Macros 3	000 ⇄ 255	Refer to the <a href="#">Color Macro Chart</a> section for specific values
22	Color Temperature 3	000 ⇄ 255	Refer to the <a href="#">Color Temperature Chart</a> section for specific values

Channel	Function	Value	Percent/Setting
23	Strobe 3	000 ⇔ 009	No function
		010 ⇔ 099	Slow to fast
		100 ⇔ 109	No function
		110 ⇔ 179	Lighting effect, slow to fast
		180 ⇔ 189	No function
24	Strobe All	190 ⇔ 255	Random
		000 ⇔ 009	No function
		010 ⇔ 099	Slow to fast
		100 ⇔ 109	No function
		110 ⇔ 179	Lighting effect, slow to fast
		180 ⇔ 189	No function
		190 ⇔ 255	Random

3-Cell HSIC 22 CH

Channel	Function	Value	Percent/Setting
1	Dimmer 1	000 ⇔ 255	0–100%
2	Hue 1	000 ⇔ 255	0–100%
3	Hue Fine 1	000 ⇔ 255	0–100%
4	Saturation 1	000 ⇔ 255	0–100%
5	Strobe 1	000 ⇔ 009	No function
		010 ⇔ 099	Slow to fast
		100 ⇔ 109	No function
		110 ⇔ 179	Lighting effect, slow to fast
		180 ⇔ 189	No function
6	Color Macros 1	190 ⇔ 255	Random
		Refer to the <a href="#">Color Macro Chart</a> section for specific values	
		000 ⇔ 255	0–100%
		Refer to the <a href="#">Color Temperature Chart</a> section for specific values	
		000 ⇔ 255	0–100%
7	Color Temperature 1	000 ⇔ 255	0–100%
8	Dimmer 2	000 ⇔ 255	0–100%
9	Hue 2	000 ⇔ 255	0–100%
10	Hue Fine 2	000 ⇔ 255	0–100%
11	Saturation 2	000 ⇔ 255	0–100%
12	Strobe 2	000 ⇔ 009	No function
		010 ⇔ 099	Slow to fast
		100 ⇔ 109	No function
		110 ⇔ 179	Lighting effect, slow to fast
		180 ⇔ 189	No function
13	Color Macros 2	190 ⇔ 255	Random
		Refer to the <a href="#">Color Macro Chart</a> section for specific values	
		000 ⇔ 255	0–100%
		Refer to the <a href="#">Color Temperature Chart</a> section for specific values	
		000 ⇔ 255	0–100%
14	Color Temperature 2	000 ⇔ 255	0–100%
15	Dimmer 3	000 ⇔ 255	0–100%
16	Hue 3	000 ⇔ 255	0–100%
17	Hue Fine 3	000 ⇔ 255	0–100%
18	Saturation 3	000 ⇔ 255	0–100%
19	Strobe 3	000 ⇔ 009	No function
		010 ⇔ 099	Slow to fast
		100 ⇔ 109	No function
		110 ⇔ 179	Lighting effect, slow to fast
		180 ⇔ 189	No function
20	Color Macros 3	190 ⇔ 255	Random
		Refer to the <a href="#">Color Macro Chart</a> section for specific values	
		000 ⇔ 255	0–100%
		Refer to the <a href="#">Color Temperature Chart</a> section for specific values	
		000 ⇔ 255	0–100%
21	Color Temperature 3	000 ⇔ 255	0–100%

## OPERATION

Channel	Function	Value	Percent/Setting
22	Dimmer Speed	000 ⇔ 051	Preset dimmer speed from display menu
		052 ⇔ 101	Dimmer speed mode off
		102 ⇔ 152	Dimmer speed mode 1 (fastest)
		153 ⇔ 203	Dimmer speed mode 2
		204 ⇔ 255	Dimmer speed mode 3 (slowest)

### 3-Cell RGB EXT 21 CH

Channel	Function	Value	Percent/Setting
1	Dimmer	000 ⇔ 255	0–100%
2	Dimmer Fine	000 ⇔ 255	0–100%
3	Red 1	000 ⇔ 255	0–100%
4	Green 1	000 ⇔ 255	0–100%
5	Blue 1	000 ⇔ 255	0–100%
6	Color Macros 1	000 ⇔ 255	Refer to the <a href="#">Color Macro Chart</a> section for specific values
7	Color Temperature 1	000 ⇔ 255	Refer to the <a href="#">Color Temperature Chart</a> section for specific values
8	Strobe 1	000 ⇔ 009	No function
		010 ⇔ 099	Slow to fast
		100 ⇔ 109	No function
		110 ⇔ 179	Lighting effect, slow to fast
		180 ⇔ 189	No function
190 ⇔ 255	Random		
9	Red 2	000 ⇔ 255	0–100%
10	Green 2	000 ⇔ 255	0–100%
11	Blue 2	000 ⇔ 255	0–100%
12	Color Macros 2	000 ⇔ 255	Refer to the <a href="#">Color Macro Chart</a> section for specific values
13	Color Temperature 2	000 ⇔ 255	Refer to the <a href="#">Color Temperature Chart</a> section for specific values
14	Strobe 2	000 ⇔ 009	No function
		010 ⇔ 099	Slow to fast
		100 ⇔ 109	No function
		110 ⇔ 179	Lighting effect, slow to fast
		180 ⇔ 189	No function
190 ⇔ 255	Random		
15	Red 3	000 ⇔ 255	0–100%
16	Green 3	000 ⇔ 255	0–100%
17	Blue 3	000 ⇔ 255	0–100%
18	Color Macros 3	000 ⇔ 255	Refer to the <a href="#">Color Macro Chart</a> section for specific values
19	Color Temperature 3	000 ⇔ 255	Refer to the <a href="#">Color Temperature Chart</a> section for specific values
20	Strobe 3	000 ⇔ 009	No function
		010 ⇔ 099	Slow to fast
		100 ⇔ 109	No function
		110 ⇔ 179	Lighting effect, slow to fast
		180 ⇔ 189	No function
190 ⇔ 255	Random		
21	Strobe All	000 ⇔ 009	No function
		010 ⇔ 099	Slow to fast
		100 ⇔ 109	No function
		110 ⇔ 179	Lighting effect, slow to fast
		180 ⇔ 189	No function
190 ⇔ 255	Random		

**3-Cell RGBAW 15 CH**

Channel	Function	Value	Percent/Setting
1	Red 1	000 ⇄ 255	0–100%
2	Green 1	000 ⇄ 255	0–100%
3	Blue 1	000 ⇄ 255	0–100%
4	Amber 1	000 ⇄ 255	0–100%
5	White 1	000 ⇄ 255	0–100%
6	Red 2	000 ⇄ 255	0–100%
7	Green 2	000 ⇄ 255	0–100%
8	Blue 2	000 ⇄ 255	0–100%
9	Amber 2	000 ⇄ 255	0–100%
10	White 2	000 ⇄ 255	0–100%
11	Red 3	000 ⇄ 255	0–100%
12	Green 3	000 ⇄ 255	0–100%
13	Blue 3	000 ⇄ 255	0–100%
14	Amber 3	000 ⇄ 255	0–100%
15	White 3	000 ⇄ 255	0–100%

**3-Cell RGBA 12 CH**

Channel	Function	Value	Percent/Setting
1	Red 1	000 ⇄ 255	0–100%
2	Green 1	000 ⇄ 255	0–100%
3	Blue 1	000 ⇄ 255	0–100%
4	Amber 1	000 ⇄ 255	0–100%
5	Red 2	000 ⇄ 255	0–100%
6	Green 2	000 ⇄ 255	0–100%
7	Blue 2	000 ⇄ 255	0–100%
8	Amber 2	000 ⇄ 255	0–100%
9	Red 3	000 ⇄ 255	0–100%
10	Green 3	000 ⇄ 255	0–100%
11	Blue 3	000 ⇄ 255	0–100%
12	Amber 3	000 ⇄ 255	0–100%

**3-Cell RGB 9 CH**

Channel	Function	Value	Percent/Setting
1	Red 1	000 ⇄ 255	0–100%
2	Green 1	000 ⇄ 255	0–100%
3	Blue 1	000 ⇄ 255	0–100%
4	Red 2	000 ⇄ 255	0–100%
5	Green 2	000 ⇄ 255	0–100%
6	Blue 2	000 ⇄ 255	0–100%
7	Red 3	000 ⇄ 255	0–100%
8	Green 3	000 ⇄ 255	0–100%
9	Blue 3	000 ⇄ 255	0–100%

**2-Cell Personalities**

**2-Cell RGBAW FULL 30 CH**

Channel	Function	Value	Percent/Setting
1	Dimmer	000 ⇄ 255	0–100%
2	Dimmer Fine	000 ⇄ 255	0–100%
3	Red 1	000 ⇄ 255	0–100%
4	Red Fine 1	000 ⇄ 255	0–100%
5	Green 1	000 ⇄ 255	0–100%
6	Green Fine 1	000 ⇄ 255	0–100%
7	Blue 1	000 ⇄ 255	0–100%



Channel	Function	Value	Percent/Setting
8	Blue Fine 1	000 ⇄ 255	0–100%
9	Amber 1	000 ⇄ 255	0–100%
10	Amber Fine 1	000 ⇄ 255	0–100%
11	White 1	000 ⇄ 255	0–100%
12	White Fine 1	000 ⇄ 255	0–100%
13	Color Macros 1	000 ⇄ 255	Refer to the <a href="#">Color Macro Chart</a> section for specific values
14	Color Temperature 1	000 ⇄ 255	Refer to the <a href="#">Color Temperature Chart</a> section for specific values
15	Strobe 1	000 ⇄ 009	No function
		010 ⇄ 099	Slow to fast
		100 ⇄ 109	No function
		110 ⇄ 179	Lighting effect, slow to fast
		180 ⇄ 189	No function
		190 ⇄ 255	Random
16	Red 2	000 ⇄ 255	0–100%
17	Red Fine 2	000 ⇄ 255	0–100%
18	Green 2	000 ⇄ 255	0–100%
19	Green Fine 2	000 ⇄ 255	0–100%
20	Blue 2	000 ⇄ 255	0–100%
21	Blue Fine 2	000 ⇄ 255	0–100%
22	Amber 2	000 ⇄ 255	0–100%
23	Amber Fine 2	000 ⇄ 255	0–100%
24	White 2	000 ⇄ 255	0–100%
25	White Fine 2	000 ⇄ 255	0–100%
26	Color Macros 2	000 ⇄ 255	Refer to the <a href="#">Color Macro Chart</a> section for specific values
27	Color Temperature 2	000 ⇄ 255	Refer to the <a href="#">Color Temperature Chart</a> section for specific values
28	Strobe 2	000 ⇄ 009	No function
		010 ⇄ 099	Slow to fast
		100 ⇄ 109	No function
		110 ⇄ 179	Lighting effect, slow to fast
		180 ⇄ 189	No function
		190 ⇄ 255	Random
29	Strobe All	000 ⇄ 009	No function
		010 ⇄ 099	Slow to fast
		100 ⇄ 109	No function
		110 ⇄ 179	Lighting effect, slow to fast
		180 ⇄ 189	No function
		190 ⇄ 255	Random
30	Dimmer Speed	000 ⇄ 051	Preset dimmer speed from display menu
		052 ⇄ 101	Dimmer speed mode off
		102 ⇄ 152	Dimmer speed mode 1 (fastest)
		153 ⇄ 203	Dimmer speed mode 2
		204 ⇄ 255	Dimmer speed mode 3 (slowest)

2-Cell RGBAW Fine 20 CH

Channel	Function	Value	Percent/Setting
1	Red 1	000 ⇄ 255	0–100%
2	Red Fine 1	000 ⇄ 255	0–100%
3	Green 1	000 ⇄ 255	0–100%
4	Green Fine 1	000 ⇄ 255	0–100%
5	Blue 1	000 ⇄ 255	0–100%
6	Blue Fine 1	000 ⇄ 255	0–100%
7	Amber 1	000 ⇄ 255	0–100%
8	Amber Fine 1	000 ⇄ 255	0–100%

Channel	Function	Value	Percent/Setting
9	White 1	000 ⇄ 255	0–100%
10	White Fine 1	000 ⇄ 255	0–100%
11	Red 2	000 ⇄ 255	0–100%
12	Red Fine 2	000 ⇄ 255	0–100%
13	Green 2	000 ⇄ 255	0–100%
14	Green Fine 2	000 ⇄ 255	0–100%
15	Blue 2	000 ⇄ 255	0–100%
16	Blue Fine 2	000 ⇄ 255	0–100%
17	Amber 2	000 ⇄ 255	0–100%
18	Amber Fine 2	000 ⇄ 255	0–100%
19	White 2	000 ⇄ 255	0–100%
20	White Fine 2	000 ⇄ 255	0–100%

2-Cell RGBAW EXT 19 CH

Channel	Function	Value	Percent/Setting
1	Dimmer	000 ⇄ 255	0–100%
2	Dimmer Fine	000 ⇄ 255	0–100%
3	Red 1	000 ⇄ 255	0–100%
4	Green 1	000 ⇄ 255	0–100%
5	Blue 1	000 ⇄ 255	0–100%
6	Amber 1	000 ⇄ 255	0–100%
7	White 1	000 ⇄ 255	0–100%
8	Color Macros 1	000 ⇄ 255	Refer to the <a href="#">Color Macro Chart</a> section for specific values
9	Color Temperature 1	000 ⇄ 255	Refer to the <a href="#">Color Temperature Chart</a> section for specific values
10	Strobe 1	000 ⇄ 009	No function
		010 ⇄ 099	Slow to fast
		100 ⇄ 109	No function
		110 ⇄ 179	Lighting effect, slow to fast
		180 ⇄ 189	No function
190 ⇄ 255	Random		
11	Red 2	000 ⇄ 255	0–100%
12	Green 2	000 ⇄ 255	0–100%
13	Blue 2	000 ⇄ 255	0–100%
14	Amber 2	000 ⇄ 255	0–100%
15	White 2	000 ⇄ 255	0–100%
16	Color Macros 2	000 ⇄ 255	Refer to the <a href="#">Color Macro Chart</a> section for specific values
17	Color Temperature 2	000 ⇄ 255	Refer to the <a href="#">Color Temperature Chart</a> section for specific values
18	Strobe 2	000 ⇄ 009	No function
		010 ⇄ 099	Slow to fast
		100 ⇄ 109	No function
		110 ⇄ 179	Lighting effect, slow to fast
		180 ⇄ 189	No function
190 ⇄ 255	Random		
19	Strobe All	000 ⇄ 009	No function
		010 ⇄ 099	Slow to fast
		100 ⇄ 109	No function
		110 ⇄ 179	Lighting effect, slow to fast
		180 ⇄ 189	No function
190 ⇄ 255	Random		

2-Cell RGBA EXT 17 CH

Channel	Function	Value	Percent/Setting
1	Dimmer	000 ⇄ 255	0–100%
2	Dimmer Fine	000 ⇄ 255	0–100%
3	Red 1	000 ⇄ 255	0–100%
4	Green 1	000 ⇄ 255	0–100%
5	Blue 1	000 ⇄ 255	0–100%
6	Amber 1	000 ⇄ 255	0–100%
7	Color Macros 1	000 ⇄ 255	Refer to the <a href="#">Color Macro Chart</a> section for specific values
8	Color Temperature 1	000 ⇄ 255	Refer to the <a href="#">Color Temperature Chart</a> section for specific values
9	Strobe 1	000 ⇄ 009	No function
		010 ⇄ 099	Slow to fast
		100 ⇄ 109	No function
		110 ⇄ 179	Lighting effect, slow to fast
		180 ⇄ 189	No function
190 ⇄ 255	Random		
10	Red 2	000 ⇄ 255	0–100%
11	Green 2	000 ⇄ 255	0–100%
12	Blue 2	000 ⇄ 255	0–100%
13	Amber 2	000 ⇄ 255	0–100%
14	Color Macros 2	000 ⇄ 255	Refer to the <a href="#">Color Macro Chart</a> section for specific values
15	Color Temperature 2	000 ⇄ 255	Refer to the <a href="#">Color Temperature Chart</a> section for specific values
16	Strobe 2	000 ⇄ 009	No function
		010 ⇄ 099	Slow to fast
		100 ⇄ 109	No function
		110 ⇄ 179	Lighting effect, slow to fast
		180 ⇄ 189	No function
190 ⇄ 255	Random		
17	Strobe All	000 ⇄ 009	No function
		010 ⇄ 099	Slow to fast
		100 ⇄ 109	No function
		110 ⇄ 179	Lighting effect, slow to fast
		180 ⇄ 189	No function
190 ⇄ 255	Random		

2-Cell HSIC 15 CH

Channel	Function	Value	Percent/Setting
1	Dimmer 1	000 ⇄ 255	0–100%
2	Hue 1	000 ⇄ 255	0–100%
3	Hue Fine 1	000 ⇄ 255	0–100%
4	Saturation 1	000 ⇄ 255	0–100%
5	Strobe 1	000 ⇄ 009	No function
		010 ⇄ 099	Slow to fast
		100 ⇄ 109	No function
		110 ⇄ 179	Lighting effect, slow to fast
		180 ⇄ 189	No function
190 ⇄ 255	Random		
6	Color Macros 1	000 ⇄ 255	Refer to the <a href="#">Color Macro Chart</a> section for specific values
7	Color Temperature 1	000 ⇄ 255	Refer to the <a href="#">Color Temperature Chart</a> section for specific values
8	Dimmer 2	000 ⇄ 255	0–100%
9	Hue 2	000 ⇄ 255	0–100%
10	Hue Fine 2	000 ⇄ 255	0–100%
11	Saturation 2	000 ⇄ 255	0–100%

Channel	Function	Value	Percent/Setting
12	Strobe 2	000 ⇔ 009	No function
		010 ⇔ 099	Slow to fast
		100 ⇔ 109	No function
		110 ⇔ 179	Lighting effect, slow to fast
		180 ⇔ 189	No function
		190 ⇔ 255	Random
13	Color Macros 2	000 ⇔ 255	Refer to the <a href="#">Color Macro Chart</a> section for specific values
14	Color Temperature 2	000 ⇔ 255	Refer to the <a href="#">Color Temperature Chart</a> section for specific values
15	Dimmer Speed	000 ⇔ 051	Preset dimmer speed from display menu
		052 ⇔ 101	Dimmer speed mode off
		102 ⇔ 152	Dimmer speed mode 1 (fastest)
		153 ⇔ 203	Dimmer speed mode 2
		204 ⇔ 255	Dimmer speed mode 3 (slowest)

**2-Cell RGB EXT 15 CH**

Channel	Function	Value	Percent/Setting
1	Dimmer	000 ⇔ 255	0–100%
2	Dimmer Fine	000 ⇔ 255	0–100%
3	Red 1	000 ⇔ 255	0–100%
4	Green 1	000 ⇔ 255	0–100%
5	Blue 1	000 ⇔ 255	0–100%
6	Color Macros 1	000 ⇔ 255	Refer to the <a href="#">Color Macro Chart</a> section for specific values
7	Color Temperature 1	000 ⇔ 255	Refer to the <a href="#">Color Temperature Chart</a> section for specific values
8	Strobe 1	000 ⇔ 009	No function
		010 ⇔ 099	Slow to fast
		100 ⇔ 109	No function
		110 ⇔ 179	Lighting effect, slow to fast
		180 ⇔ 189	No function
		190 ⇔ 255	Random
9	Red 2	000 ⇔ 255	0–100%
10	Green 2	000 ⇔ 255	0–100%
11	Blue 2	000 ⇔ 255	0–100%
12	Color Macros 2	000 ⇔ 255	Refer to the <a href="#">Color Macro Chart</a> section for specific values
13	Color Temperature 2	000 ⇔ 255	Refer to the <a href="#">Color Temperature Chart</a> section for specific values
14	Strobe 2	000 ⇔ 009	No function
		010 ⇔ 099	Slow to fast
		100 ⇔ 109	No function
		110 ⇔ 179	Lighting effect, slow to fast
		180 ⇔ 189	No function
		190 ⇔ 255	Random
15	Strobe All	000 ⇔ 009	No function
		010 ⇔ 099	Slow to fast
		100 ⇔ 109	No function
		110 ⇔ 179	Lighting effect, slow to fast
		180 ⇔ 189	No function
		190 ⇔ 255	Random

**2-Cell RGBAW 10 CH**

Channel	Function	Value	Percent/Setting
1	Red 1	000 ⇔ 255	0–100%
2	Green 1	000 ⇔ 255	0–100%
3	Blue 1	000 ⇔ 255	0–100%
4	Amber 1	000 ⇔ 255	0–100%

## OPERATION

Channel	Function	Value	Percent/Setting
5	White 1	000 ⇄ 255	0–100%
6	Red 2	000 ⇄ 255	0–100%
7	Green 2	000 ⇄ 255	0–100%
8	Blue 2	000 ⇄ 255	0–100%
9	Amber 2	000 ⇄ 255	0–100%
10	White 2	000 ⇄ 255	0–100%

### 2-Cell RGBA 8 CH

Channel	Function	Value	Percent/Setting
1	Red 1	000 ⇄ 255	0–100%
2	Green 1	000 ⇄ 255	0–100%
3	Blue 1	000 ⇄ 255	0–100%
4	Amber 1	000 ⇄ 255	0–100%
5	Red 2	000 ⇄ 255	0–100%
6	Green 2	000 ⇄ 255	0–100%
7	Blue 2	000 ⇄ 255	0–100%
8	Amber 2	000 ⇄ 255	0–100%

### 2-Cell RGB 6 CH

Channel	Function	Value	Percent/Setting
1	Red 1	000 ⇄ 255	0–100%
2	Green 1	000 ⇄ 255	0–100%
3	Blue 1	000 ⇄ 255	0–100%
4	Red 2	000 ⇄ 255	0–100%
5	Green 2	000 ⇄ 255	0–100%
6	Blue 2	000 ⇄ 255	0–100%

### 1-Cell Personalities

#### 1-Cell RGBAW FULL 16 CH

Channel	Function	Value	Percent/Setting
1	Dimmer	000 ⇄ 255	0–100%
2	Dimmer Fine	000 ⇄ 255	0–100%
3	Red	000 ⇄ 255	0–100%
4	Red Fine	000 ⇄ 255	0–100%
5	Green	000 ⇄ 255	0–100%
6	Green Fine	000 ⇄ 255	0–100%
7	Blue	000 ⇄ 255	0–100%
8	Blue Fine	000 ⇄ 255	0–100%
9	Amber	000 ⇄ 255	0–100%
10	Amber Fine	000 ⇄ 255	0–100%
11	White	000 ⇄ 255	0–100%
12	White Fine	000 ⇄ 255	0–100%
13	Color Macros	000 ⇄ 255	Refer to the <a href="#">Color Macro Chart</a> section for specific values
14	Color Temperature	000 ⇄ 255	Refer to the <a href="#">Color Temperature Chart</a> section for specific values
15	Strobe	000 ⇄ 009 010 ⇄ 099 100 ⇄ 109 110 ⇄ 179 180 ⇄ 189 190 ⇄ 255	No function Slow to fast No function Lighting effect, slow to fast No function Random

Channel	Function	Value	Percent/Setting
16	Dimmer Speed	000 ⇔ 051	Preset dimmer speed from display menu
		052 ⇔ 101	Dimmer speed mode off
		102 ⇔ 152	Dimmer speed mode 1 (fastest)
		153 ⇔ 203	Dimmer speed mode 2
		204 ⇔ 255	Dimmer speed mode 3 (slowest)

**1-Cell RGBAW Fine 10 CH**

Channel	Function	Value	Percent/Setting
1	Red	000 ⇔ 255	0–100%
2	Red Fine	000 ⇔ 255	0–100%
3	Green	000 ⇔ 255	0–100%
4	Green Fine	000 ⇔ 255	0–100%
5	Blue	000 ⇔ 255	0–100%
6	Blue Fine	000 ⇔ 255	0–100%
7	Amber	000 ⇔ 255	0–100%
8	Amber Fine	000 ⇔ 255	0–100%
9	White	000 ⇔ 255	0–100%
10	White Fine	000 ⇔ 255	0–100%

**1-Cell RGBAW EXT 10 CH**

Channel	Function	Value	Percent/Setting
1	Dimmer	000 ⇔ 255	0–100%
2	Dimmer Fine	000 ⇔ 255	0–100%
3	Red	000 ⇔ 255	0–100%
4	Green	000 ⇔ 255	0–100%
5	Blue	000 ⇔ 255	0–100%
6	Amber	000 ⇔ 255	0–100%
7	White	000 ⇔ 255	0–100%
8	Color Macros	000 ⇔ 255	Refer to the <a href="#">Color Macro Chart</a> section for specific values
9	Color Temperature	000 ⇔ 255	Refer to the <a href="#">Color Temperature Chart</a> section for specific values
10	Strobe	000 ⇔ 009	No function
		010 ⇔ 099	Slow to fast
		100 ⇔ 109	No function
		110 ⇔ 179	Lighting effect, slow to fast
		180 ⇔ 189	No function
190 ⇔ 255	Random		

**1-Cell RGBA EXT 9 CH**

Channel	Function	Value	Percent/Setting
1	Dimmer	000 ⇔ 255	0–100%
2	Dimmer Fine	000 ⇔ 255	0–100%
3	Red	000 ⇔ 255	0–100%
4	Green	000 ⇔ 255	0–100%
5	Blue	000 ⇔ 255	0–100%
6	Amber	000 ⇔ 255	0–100%
7	Color Macros	000 ⇔ 255	Refer to the <a href="#">Color Macro Chart</a> section for specific values
8	Color Temperature	000 ⇔ 255	Refer to the <a href="#">Color Temperature Chart</a> section for specific values
9	Strobe	000 ⇔ 009	No function
		010 ⇔ 099	Slow to fast
		100 ⇔ 109	No function
		110 ⇔ 179	Lighting effect, slow to fast
		180 ⇔ 189	No function
190 ⇔ 255	Random		

## OPERATION

### 1-Cell HSIC 8 CH

Channel	Function	Value	Percent/Setting
1	Dimmer	000 ⇔ 255	0–100%
2	Hue	000 ⇔ 255	0–100%
3	Hue Fine	000 ⇔ 255	0–100%
4	Saturation	000 ⇔ 255	0–100%
5	Strobe	000 ⇔ 009 010 ⇔ 099 100 ⇔ 109 110 ⇔ 179 180 ⇔ 189 190 ⇔ 255	No function Slow to fast No function Lighting effect, slow to fast No function Random
6	Color Macros	000 ⇔ 255	Refer to the <a href="#">Color Macro Chart</a> section for specific values
7	Color Temperature	000 ⇔ 255	Refer to the <a href="#">Color Temperature Chart</a> section for specific values
8	Dimmer Speed	000 ⇔ 051 052 ⇔ 101 102 ⇔ 152 153 ⇔ 203 204 ⇔ 255	Preset dimmer speed from display menu Dimmer speed mode off Dimmer speed mode 1 (fastest) Dimmer speed mode 2 Dimmer speed mode 3 (slowest)

### 1-Cell RGB EXT 8 CH

Channel	Function	Value	Percent/Setting
1	Dimmer	000 ⇔ 255	0–100%
2	Dimmer Fine	000 ⇔ 255	0–100%
3	Red	000 ⇔ 255	0–100%
4	Green	000 ⇔ 255	0–100%
5	Blue	000 ⇔ 255	0–100%
6	Color Macros	000 ⇔ 255	Refer to the <a href="#">Color Macro Chart</a> section for specific values
7	Color Temperature	000 ⇔ 255	Refer to the <a href="#">Color Temperature Chart</a> section for specific values
8	Strobe	000 ⇔ 009 010 ⇔ 099 100 ⇔ 109 110 ⇔ 179 180 ⇔ 189 190 ⇔ 255	No function Slow to fast No function Lighting effect, slow to fast No function Random

### 1-Cell RGBAW 5 CH

Channel	Function	Value	Percent/Setting
1	Red	000 ⇔ 255	0–100%
2	Green	000 ⇔ 255	0–100%
3	Blue	000 ⇔ 255	0–100%
4	Amber	000 ⇔ 255	0–100%
5	White	000 ⇔ 255	0–100%

### 1-Cell RGBA 4 CH

Channel	Function	Value	Percent/Setting
1	Red	000 ⇔ 255	0–100%
2	Green	000 ⇔ 255	0–100%
3	Blue	000 ⇔ 255	0–100%
4	Amber	000 ⇔ 255	0–100%

### 1-Cell RGB 3 CH

Channel	Function	Value	Percent/Setting
1	Red	000 ⇄ 255	0–100%
2	Green	000 ⇄ 255	0–100%
3	Blue	000 ⇄ 255	0–100%

## Configuration (Standalone)

Use standalone configuration to operate the product without a DMX controller.

### Output Setting

The output setting determines how the product reacts when cooling itself. Power Mode uses full power/intensity adjusting output when reaching maximum temperature. Steady mode uses less power/intensity at a constant rate to avoid reaching maximum temperature.

1. Go to the **Output Setting** main level
2. Select **Power Mode** or **Steady Mode**

### Static Preset Colors

The Static Preset Colors mode allows for permanent RGBAW presets without a DMX controller.

1. Go to the **Static Colors** main level.
2. Select **Preset Colors**.
3. Select the desired color (**Color 1~14**).

### Static Manual Color

The Static Manual Color mode allows for permanent RGBAW color mixing without a DMX controller.

1. Go to the **Static** main level.
2. Select **Manual Color Mixer**.
3. Select the desired color (**Red, Green, Blue, Amber, or White**).
4. Select the color value (**000–255**).
5. Repeat for the other colors.

### Color Temperature

The color temperature mode allows for permanent white color temperature presets without a DMX controller.

1. Go to the **Static** main level.
2. Select **Color Temperature**.
3. Select the desired color (**White 1~ 14**).

### Auto Programs

Auto programs allow for dynamic RGBA color mixing without a DMX controller.

1. Go to the **Auto Programs > Run** level
2. Select the desired auto (**Auto1-10**) or custom program (**User program 1-10**)
3. Select the desired speed (**Speed 0-100%**)



You cannot edit any of the auto programs (Auto 1-10); however, you can edit the custom programs (User program 1-10). See [Edit Custom Programs](#) for details.

### Edit Custom Programs

This setting allows the programming of up to 30 scenes for each of the 10 customizable programs, including colors and effects.

1. Go to the **Auto Programs > Edit** level
2. Select the desired user program (**User program 1-10**)
3. Select the desired scene (**Scene 01–30**)
4. Select the desired color or effect (**Red, Green, Blue, Amber, White, or Strobe**)
5. Select the color or effect value (**000–255**)
6. Repeat for the other colors or effects
7. Return to the scene (**Scene 01-30**) level
8. Repeat the settings of colors and effects for the other scenes



## Master/Slave

The Master/Slave mode allows a group of Colorado Solo Batten products (the slaves) to simultaneously duplicate the output of another Colorado Solo Batten (the master) without a DMX controller.

To set each of the slaves:

1. Go to the **Master/Slave** main level
2. Select **Slave**

To set the master:

1. Go to the **Master/Slave** main level
2. Select **Master**
3. Select a setting as explained in **Auto Programs** or **Static Preset Colors**.



- The master is the one that runs a program whether in Auto, or Static Color mode.
- Do not connect a DMX controller to the products configured for Master/Slave operation. The DMX controller may interfere with signals from the master.
- The master should be the first product in the daisy chain.

## Dimmer Profiles

This setting determines how fast the output of the Colorado Solo Batten changes when you modify the values of the red, green, blue, amber, white and dimmer faders. This setting provides four different options to simulate the dimming curve of an incandescent lighting product.

- Go to the **Dimmer Mode** main level.
- Select a dimmer curve (**OFF**, **Dimmer 1**, **Dimmer 2**, **Dimmer 3**, or **Dimmer 4**).



- OFF:** The output is proportional (linear) to the dimmer and RGBAW channel values.
- Dimmer 1-4:** The output follows the dimmer and RGBAW channel values based on the corresponding dimmer curve, DIM1 being the fastest.

## LED Frequency

This option changes the Pulse Width Modulation (PWM) frequency of the LEDs on the Colorado Solo Batten.

1. Go to the **LED Frequency** main level.
2. Select a PWM Frequency (**600Hz**, **1200Hz**, **2400Hz**, **4000Hz**, **6000Hz**, or **25Khz**).

## Cell Order

This option changes the starting point of the cells on the Colorado Solo Batten.

1. Go to the **Cell Order** main level.
2. Select **1-12 (Left to Right)** or **12-1 (Right to Left)**.

## Back Light

This setting allows for selection of the amount of time the backlight on the Colorado Solo Batten's display stays on after the last button is pressed on the control panel.

1. Go to the **Settings** main level.
2. Enter the master access passcode as described in **Passcode**.
3. Select **Display Backlight Timeout**
4. Select **On** (remains on), **10S** (10 seconds), **20S** (20 seconds), or **30S** (seconds).

## Fixture Information

This option displays the total number of hours the product has run, and the installed software version.

1. Go to the **Information** main level.
2. Select **Fixture Hours** or **Version**.

## Loss Of Signal Setting

This setting controls how the product will respond when the DMX signal is lost.

1. Go to the **Settings** main level
2. Enter the master access passcode as described in [Passcode](#)
3. Select **DMX Error/Loss**
  - a. Select **Hold Last** to make the product use the last command used when the signal is lost
  - b. Select **Blackout** to turn off the all the LEDs when the signal is lost

## 5. TECHNICAL INFORMATION

### Product Maintenance

To maintain optimum performance and minimize wear, clean this product frequently. Usage and environment are contributing factors in determining the cleaning frequency.

Clean this product at least twice a month. Dust build-up reduces light output performance and can cause overheating. This can lead to reduced light source life and increased mechanical wear.

To clean the product:

1. Unplug the product from power.
2. Wait until the product is at room temperature.
3. Use a vacuum (or dry compressed air) and a soft brush to remove dust collected on the external vents.
4. Clean all transparent surfaces with a mild soap solution, ammonia-free glass cleaner, or isopropyl alcohol.
5. Apply the solution directly to a soft, lint free cotton cloth or a lens cleaning tissue.
6. Softly drag any dirt or grime to the outside of the transparent surface.
7. Gently polish the transparent surfaces until they are free of haze and lint.



**Always dry the transparent surfaces carefully after cleaning them.**

## 6. TECHNICAL SPECIFICATIONS

### Dimensions and Weight

Length	Width	Height	Weight
39.86 in (1013 mm)	9.06 in (230 mm)	9.84 in (250 mm)	41.9 lb (19 kg)

**Note:** Dimensions in inches rounded to the nearest hundredth.

### Power

Power Supply Type	Range	Voltage Selection
Switching (internal)	100 to 240 VAC, 50/60 Hz	Auto-ranging

Parameter	120 V, 60 Hz	230 V, 50 Hz
Consumption	331 W	332 W
Operating Current	2.75 A	1.456 A
Power linking current (products)	13.6 A (4 products)	13.6 A (9 products)

Power I/O	U.S./Canada	Worldwide
Power input connector	Seetronic Powerkon IP65	Seetronic Powerkon IP65
Power output connector	Seetronic Powerkon IP65	Seetronic Powerkon IP65
Power Cord plug	Edison (U.S.)	Local Plug

### Light Source

Type	Power	Lifespan
LED	3 W	50,000 hours

Color	Quantity	Current
Red	24	612 mA
Blue	24	612 mA
Green	24	612 mA
Amber	24	612 mA
White	48	612 mA

### Photometrics

Parameter	Horizontal	Vertical
Beam Angle	20°	16°
Field Angle	34°	29°
Illuminance @ 5 m	2,250 lux	

### Thermal

Maximum External Temperature	Cooling System
113 °F (45 °C)	Convection

**DMX**

I/O Connector	Channel Range
5-pin XLR	1 Cell: 3, 4, 5, 8, 8, 9, 10, 10, 16
	2 Cell: 6, 8, 10, 15, 15, 17, 19, 20, 30
	3 Cell: 9, 12, 15, 21, 22, 24, 27, 30, 43
	12 Cell: 36, 48, 60, 75, 85, 87, 99, 120, 160

**Ordering**

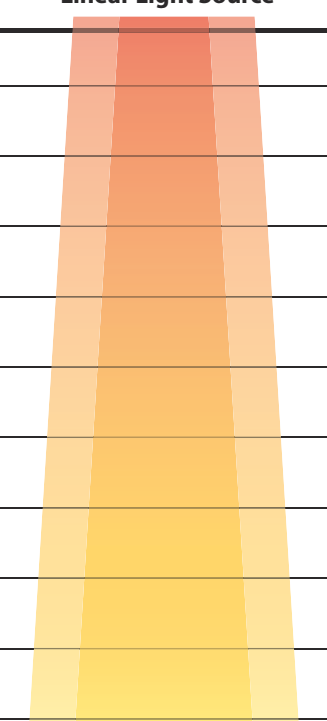
Product Name	Item Code	UPC Number
Colorado Solo Batten	01031480	781462218287




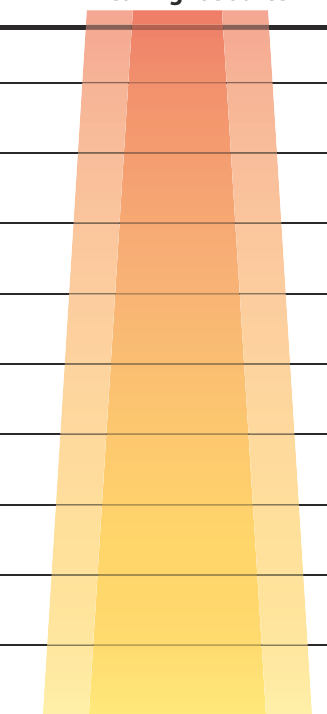
UL 1573  
CSA C22.2 No. 166  
E113093



Photometrics Chart

Distance	18° Optics Installed		Linear Light Source	Footcandle
	Beam Diameter	Field Diameter		
15 ft	5.29 x 4.22 ft	9.17 x 7.76 ft		250
20 ft	7.05 x 5.62 ft	12.23 x 10.34 ft		141
30 ft	10.58 x 8.43 ft	18.34 x 15.52 ft		63
40 ft	14.11 x 11.24 ft	24.46 x 20.69 ft		35
50 ft	17.63 x 14.05 ft	30.57 x 25.86 ft		23
75 ft	26.45 x 21.08 ft	45.86 x 38.79 ft		10
100 ft	35.27 x 28.11 ft	61.15 x 51.72 ft		6
125 ft	44.08 x 35.14 ft	76.43 x 64.65 ft		4
150 ft	52.90 x 42.16 ft	91.72 x 77.59 ft		3



Distance	18° Optics Installed		Linear Light Source	Lux
	Beam Diameter	Field Diameter		
1 m	0.35 x 0.28 m	0.61 x 0.52 m		56,250
2 m	0.71 x 0.56 m	1.22 x 1.03 m		14,063
5 m	1.76 x 1.41 m	3.06 x 2.59 m		2,250
8 m	2.82 x 2.25 m	4.89 x 4.14 m		879
10 m	3.53 x 2.81 m	6.11 x 5.17 m		563
15 m	5.29 x 4.22 m	9.17 x 7.76 m		250
20 m	7.05 x 5.62 m	12.23 x 10.34 m		141
25 m	8.82 x 7.03 m	15.29 x 12.93 m		90
30 m	10.58 x 8.43 m	18.34 x 15.52 m		63



## RETURNS

---

### RETURNS

Send the product prepaid, in the original box, and with the original packing and accessories. Chauvet will not issue call tags.

Call Chauvet and request a Return Merchandise Authorization (RMA) number before shipping the product. Be prepared to provide the model number, serial number, and a brief description of the cause(s) for the return.

Clearly label the package with an RMA number. Chauvet will refuse any product returned without an RMA number.



**Write the RMA number on a properly affixed label. DO NOT write the RMA number directly on the box.**

Once you have the RMA number, provide the following information on a piece of paper and place it inside the box:

- Your name
- Your address
- Your phone number
- RMA number
- A brief description of the problem

Be sure to pack the product properly. Any shipping damage resulting from inadequate packaging will be your responsibility. FedEx packing or double-boxing are recommended.



**Chauvet reserves the right to use its own discretion to repair or replace returned product(s).**

## CONTACT US

General Information	Technical Support
<b>Chauvet World Headquarters</b>	
Address: 5200 NW 108th Ave. Sunrise, FL 33351 Voice: (954) 577-4455 Fax: (954) 929-5560 Toll Free: (800) 762-1084	Voice: (844) 393-7575 Fax: (954) 756-8015 Email: <a href="mailto:chauvetcs@chauvetlighting.com">chauvetcs@chauvetlighting.com</a> Website: <a href="http://www.chauvetprofessional.com">www.chauvetprofessional.com</a>
<b>Chauvet Europe Ltd</b>	
Address: Unit 1C Brookhill Road Industrial Estate Pinxton, Nottingham, UK NG16 6NT Voice: +44 (0) 1773 511115 Fax: +44 (0) 1773 511110	Email: <a href="mailto:UKtech@chauvetlighting.eu">UKtech@chauvetlighting.eu</a> Website: <a href="http://www.chauvetprofessional.eu">www.chauvetprofessional.eu</a>
<b>Chauvet Europe BVBA</b>	
Address: Stokstraat 18 9770 Kruishoutem Belgium Voice: +32 9 388 93 97	Email: <a href="mailto:BNLtech@chauvetlighting.eu">BNLtech@chauvetlighting.eu</a> Website: <a href="http://www.chauvetprofessional.eu">www.chauvetprofessional.eu</a>
<b>Chauvet France</b>	
Address: 3, Rue Ampère 91380 Chilly-Mazarin France Voice: +33 1 78 85 33 59	Email: <a href="mailto:FRtech@chauvetlighting.fr">FRtech@chauvetlighting.fr</a> Website: <a href="http://www.chauvetprofessional.eu">www.chauvetprofessional.eu</a>
<b>Chauvet Germany</b>	
Address: Bruno-Bürgel-Str. 11 28759 Bremen Germany Voice: +49 421 62 60 20	Email: <a href="mailto:DEtech@chauvetlighting.de">DEtech@chauvetlighting.de</a> Website: <a href="http://www.chauvetprofessional.eu">www.chauvetprofessional.eu</a>
<b>Chauvet Mexico</b>	
Address: Av. de las Partidas 34 - 3B (Entrance by Calle 2) Zona Industrial Lerma Lerma, Edo. de México, CP 52000 Voice: +52 (728) 690-2010	Email: <a href="mailto:servicio@chauvet.com.mx">servicio@chauvet.com.mx</a> Website: <a href="http://www.chauvetprofessional.mx">www.chauvetprofessional.mx</a>

Visit the applicable website above to verify our contact information and instructions to request support. Outside the U.S., United Kingdom, Ireland, Mexico, France, Germany, or Benelux, contact the dealer of record.