








Production Workstation Product Selection Guide

Model	Show*Station PRO-BOOK	Show*Station PRO-CUBE	Show*Station PRO-RACK	Show*Station PRO-TOWER	axle Radically Simple Media Management
Case Style	Notebook 	Portable 	2U Rack Mount 	Tower 	
Order Number	5101	5201	5301	5401	
Video Outputs (Up to 3 displays supported)	Built-in 1920 X 1080 screen 2 Mini DisplayPort 1 HDMI	2 DisplayPort 1 HDMI	1 DisplayPort 1 HDMI 1 DVI-D 1 VGA		<p>axle media management software is the perfect accessory to go with any of our Show*Station production computers, or with any other media creation system.</p> <ul style="list-style-type: none"> ● Easily find, select, and annotate content ● Seamlessly create and edit media assets ● Easily review, comment, and edit from anywhere, including mobile devices ● Simple and quick software installation ● Requires very little training for users <p>With axle, there is no need to move your media files or change your existing storage setup. If you have an existing storage infrastructure — SAN, NAS, RAID — all axle needs is to be able to read the file system. If you need a formal storage solution, axle integrates with a variety of options and Show Sage can help you with the design and implementation.</p>
Audio Outputs	Built-in Speakers 3.5mm Stereo S/PDIF digital output <small>(7.1 Ch. Possible using mic & line inputs, stereo output and S/PDIF)</small>	7.1 Ch. (4 X 3.5mm Stereo)	Analog: 8 Ch. (4 X 3.5mm Stereo) Digital: Optical S/PDIF		
Network Ports	1 Ethernet, 1 Wireless	1 Ethernet	1 Ethernet		
USB / eSATA Ports	4 USB 1 USB/Thunderbolt Combo 1 USB type-C	10 USB 1 eSATA	8 USB		
Processor Type	Intel Quad-Core	Intel Quad-Core	Intel Quad-Core		
Clock Speed	4.2 GHz	3.4 GHz	3.3 GHz		
System Memory	16 GB	16 GB	16 GB		
Video Memory	6GB	512 MB (Shared)	512 MB (Shared)		
Storage	OS: 250 GB SSD WATCHOUT: 2 TB HDD 6-in-1 Card Reader	2 TB SSHD 1 DVD-RW Drive	2 TB SSHD 1 DVD-RW Drive		
Max. Current Draw	.5 Amp	.5 Amp	1 Amp	1 Amp	
Dimensions	15 X 11 X 1.5 in.	13 X 8.5 X 7.75 in.	19 X 17.5 X 3.5 in.†	17.7 X 7.7 X 17.5 in.	
Shipping Dimensions	22 X 18 X 6 in.	20 X 12 X 12 in.	30 X 24 X 12 in.	24 X 20 X 12 in.	
Weight	8 lbs.	13 lbs.	27 lbs.	24 lbs.	
Shipping Weight	14 lbs.	18 lbs.	39 lbs.	31 lbs.	

† Depth from rack flange