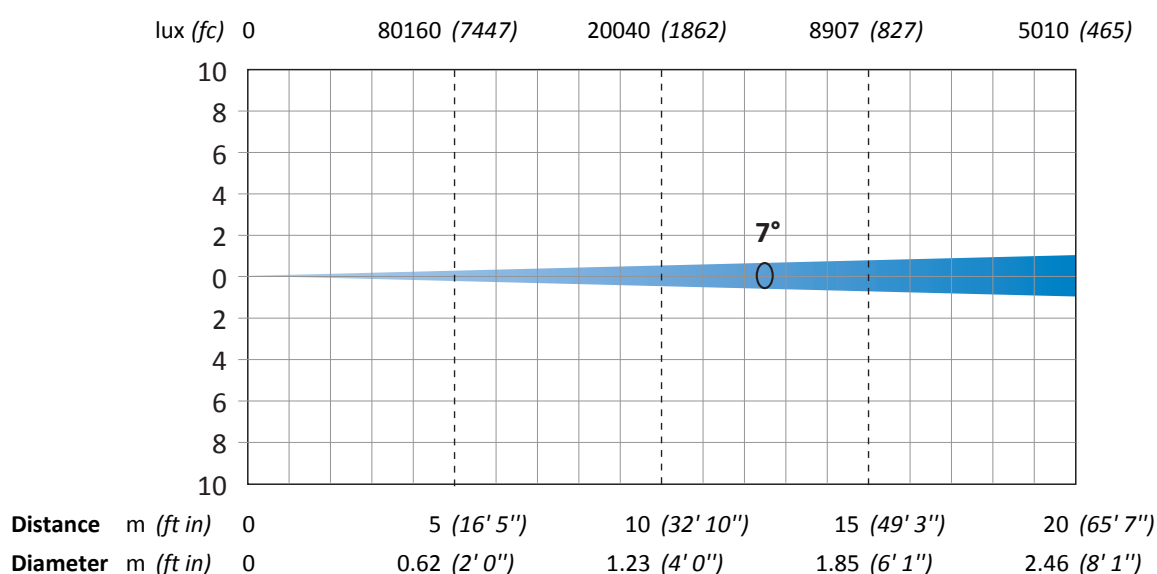


SCENIUS PROFILE

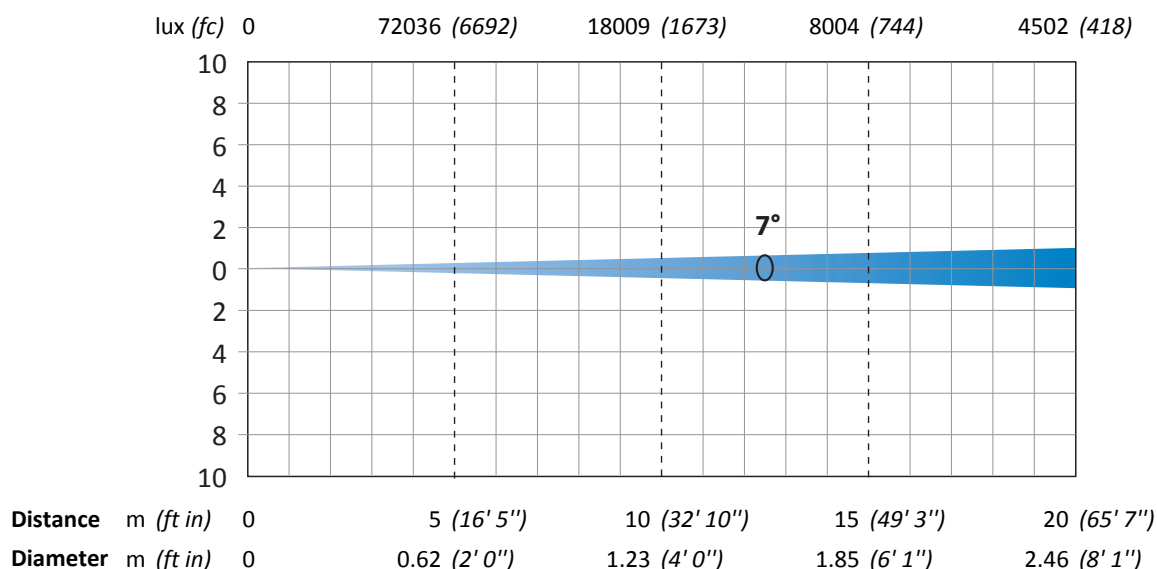
- I DIAGRAMMI FOTOMETRICI
- D FOTOMETRICHE DIAGRAMME
- GB PHOTOMETRIC DIAGRAMS
- E DIAGRAMOS FOTOMÉTRICOS
- F DIAGRAMMES PHOTOMETRIQUES

Legenda Diameter 10%-50%: valori del diametro del fascio luminoso corrispondenti al 10% e 50% dell'illuminamento massimo.
Key Diameter 10%-50%: beam diameter for 10% and 50% of maximum illumination.
Légende Diameter 10%-50%: valeurs du diamètre du faisceau lumineux correspondant à 10% et 50% de l'éclairage maximum.
Legende Diameter 10%-50%: Lichtkreis-Durchmesser bei 10% bzw.50% maximaler Ausleuchtung.
Leyenda Diameter 10%-50%: valores del diámetro del haz luminoso correspondientes al 10% y 50% de la iluminación máxima.

Minimum Zoom (7°) Total Output: 17310 lumens



Minimum Zoom with Light Frost (7°) Total Output: 14920 lumens



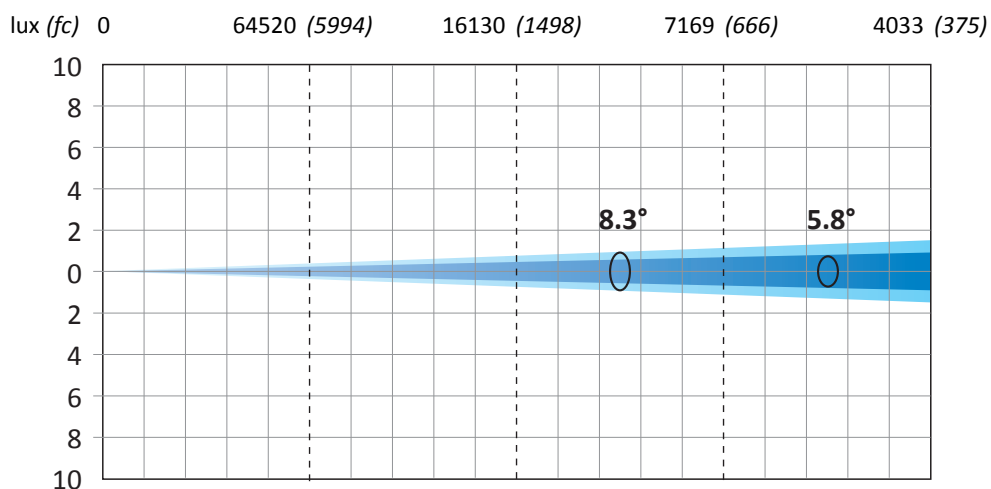
SCENIUS PROFILE

- I** DIAGRAMMI FOTOMETRICI
- GB** PHOTOMETRIC DIAGRAMMS
- F** DIAGRAMMES PHOTOMETRIQUES

- D** FOTOMETRICHE DIAGRAMME
- E** DIAGRAMOS FOTOMÉTRICOS

Minimum Zoom with Heavy Frost (8.3° 10% - 5.8° 50%)

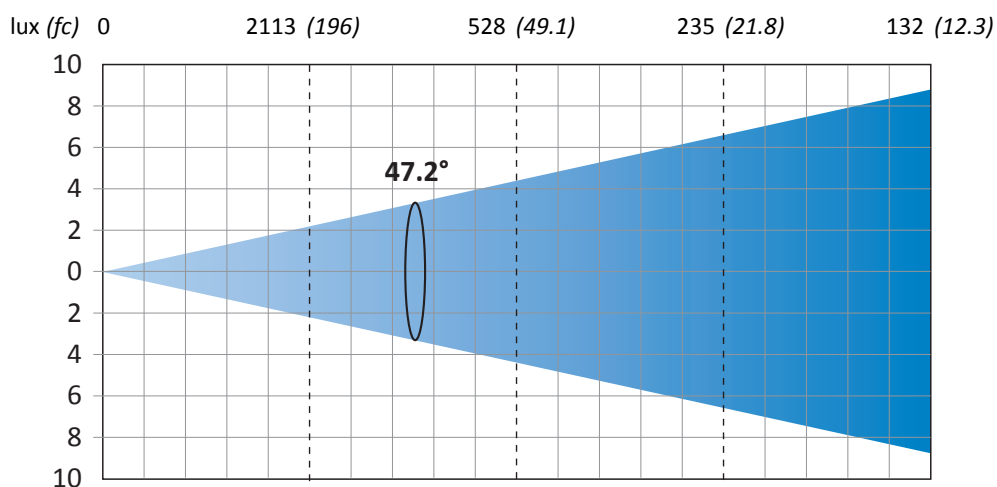
Total Output: 14230 lumens



| Distance | m (ft in) | 0 | 5 (16' 5") | 10 (32' 10") | 15 (49' 3") | 20 (65' 7") |
|--------------|-----------|---|--------------|--------------|--------------|--------------|
| Diameter 10% | m (ft in) | 0 | 0.73 (2' 5") | 1.45 (4' 9") | 2.18 (7' 2") | 2.90 (9' 6") |
| Diameter 50% | m (ft in) | 0 | 0.51 (1' 8") | 1.01 (3' 4") | 1.52 (5' 0") | 2.02 (6' 8") |

Maximum Zoom (47.2°)

Total Output: 24200 lumens



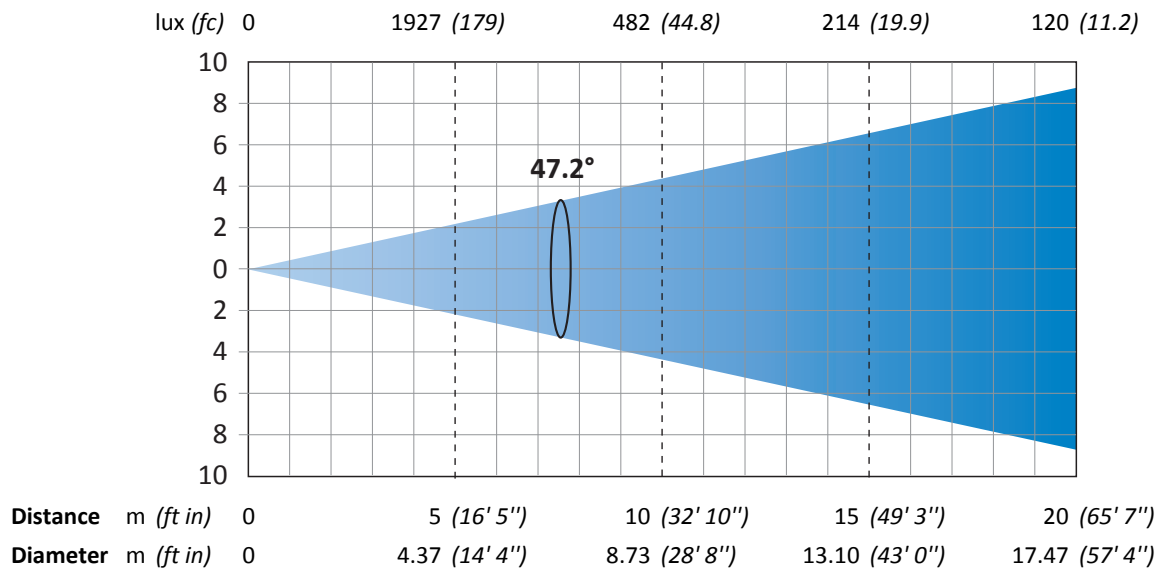
| Distance | m (ft in) | 0 | 5 (16' 5") | 10 (32' 10") | 15 (49' 3") | 20 (65' 7") |
|----------|-----------|---|---------------|---------------|----------------|----------------|
| Diameter | m (ft in) | 0 | 4.37 (14' 4") | 8.73 (28' 8") | 13.10 (43' 0") | 17.47 (57' 4") |

SCENIUS PROFILE

- I DIAGRAMMI FOTOMETRICI
- D FOTOMETRICHE DIAGRAMME
- GB PHOTOMETRIC DIAGRAMS
- E DIAGRAMOS FOTOMÉTRICOS
- F DIAGRAMMES PHOTOMETRIQUES

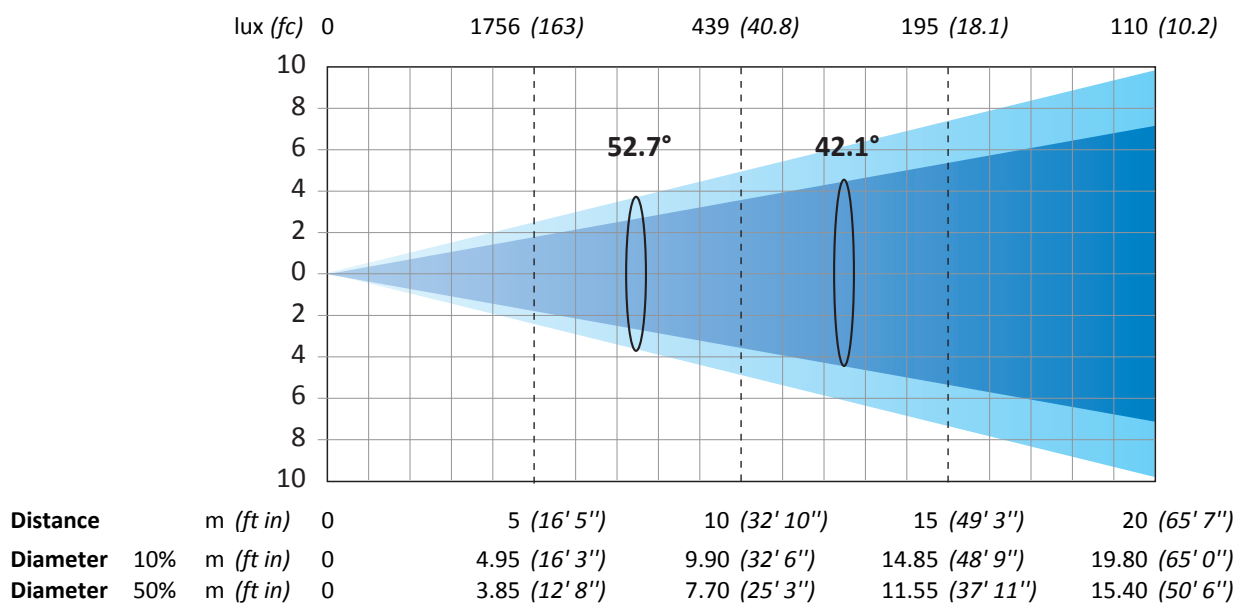
Maximum Zoom with Light Frost (47.2°)

Total Output: 21480 lumens



Maximum Zoom with Heavy Frost (52.7° 10% - 42.1° 50%)

Total Output: 20460 lumens



SCENIUS PROFILE

- I DIAGRAMMI FOTOMETRICI
- GB PHOTOMETRIC DIAGRAMS
- F DIAGRAMMES PHOTOMETRIQUES

- D FOTOMETRICHE DIAGRAMME
- E DIAGRAMOS FOTOMÉTRICOS

