

## GENERAL INFORMATION

Designed for venues using primarily conventional lighting, the Element control console provides the powerful features of the Eos system in an economical and simplified package. In addition to keypad commands, True LTP Channel Faders provide hands-on control of intensity and can be used to set manual levels and edit recorded cues and submasters. Moving Light Controls are available to facilitate the use of conventional accessories like moving mirror heads, color scrollers or gobo rotators, or to make controlling small numbers of moving lights simple and direct. Element can be backed up by another Element, Nomad™ 1024 dongle or Nomad Puck™ 1024 mini-computer.

## APPLICATIONS

- Theaters
- Television studios
- Houses of worship
- Corporate theaters
- Exhibits
- Special events
- Touring

## FEATURES

- 1,024 Outputs
- 250 or 500 Channels
- 40 or 60 Fader versions, pageable as channel or submaster control
- Master Playback pair with 60mm faders, Go, Stop/Back
- Intensity, Focus, Color and Beam Palettes
- Stepped, Relative and Absolute Effects
- Hue+Saturation Color Picker and Gel Picker for LED, CMY color mixing
- ETCNet2™, Net3™/ACN, ArtNet and Avab UDP output protocols
- Show import from Obsession®, Express™, Expression®, Emphasis®, Congo®, Cobalt®, Safari and Strand 500/300 Series via ASCII
- Distributed DMX, MIDI, SMPTE and contact closure via Net3 Gateways
- Support for multiple languages, including English, German, Spanish, French, Italian, Japanese, Korean, Russian and Chinese (Simplified and Traditional)

## ORDERING INFORMATION

### Element

MODEL	DESCRIPTION
LMNT-40-250	Element Console, 40 Faders, 250 Channels
LMNT-40-500	Element Console, 40 Faders, 500 Channels
LMNT-60-250	Element Console, 60 Faders, 250 Channels
LMNT-60-500	Element Console, 60 Faders, 500 Channels
LMNT-UPGD	Element 250 - Channel Upgrade

ETCNet2 or Net3 is distributed using Net3 Gateways, which provide DMX, MIDI/ SMPTE Time Code and switch-closure functionality. MIDI In/Out and switch-closure are also available locally at the console.

Two universes of DMX512A output are available at the console via 5-pin XLR. RDM is supported from Net3 Gateways.

### Element Accessories


MODEL	DESCRIPTION
Net3 RFR	Net3 Radio Focus Remote
Net3 RVI	Net3 Remote Video Interface (Element supports Mirror Mode* operation only)
Net3 RFR-RX	Net3 Radio Focus Remote, Receiver Only
Net3 RFR-TX	Net3 Radio Focus Remote, Transmitter Only

\*Mirror Mode provides remote display and paging of the same screens that are displayed on the console itself. Synchronized backup is provided by another Element console or a Nomad™.

Element supports two external monitors compatible with Windows 7, 1280x1024 minimum resolution, standard, touch or multi-touch. These may be two DVI or one DVI and one Display port

### SHIPS WITH:

- Dust cover
- Mouse and mousepad



## SPECIFICATIONS

**SYSTEM CAPACITY**

- 1,024 Outputs/Parameters
- 250 or 500 Channels
- 10,000 Cues
- One Cue List
- 4 x 1000 Palettes (Intensity, Focus, Color, Beam)
- 1,000 Groups
- 1,000 Effects (relative, absolute or step)
- 1,000 Macros
- Supports two external DVI monitors or one Display Port monitor with a minimum of 1280x1024 resolution, which may also be touch- or multi-touchscreens
- Solid-state hard drive
- USB ports for flashdrives, pointing devices, keyboards

**DISPLAY FUNCTIONS**

- All show data may be viewed on one or two external monitors. Views may be expanded across both from easily-accessed front-panel controls. Three user-configurable workspaces per display, with split screen/sizing controls
- The Central Information Area accesses:
  - Browser
  - File Management
  - System Setup
  - Network Configuration
  - Show Data Utilities
  - Printing
  - Record Target Lists
  - Patch functions
  - Help
  - Hue and Saturation Color Picker and Gel Picker
  - On-Demand Moving Light Controls
  - Electronic alpha keyboard
  - Command Line
  - Selected Cue
  - Error messages and advisories
- Channel Displays
  - Live channel summary or table view
  - Blind cue, palette and submaster views in list, channel, table and spreadsheet formats
  - Flexi-channel to determine which channels to display
  - Zoom allows user to define how many channels are viewed
  - Color-coded intensity levels indicate direction of move
  - Color-coded non-intensity levels indicate change from previous state
  - Graphic differentiation of moving lights, single-parameter devices, unpatched channels and deleted channels
- Magic Sheets
  - User-definable interactive display layouts
  - Images and symbols may be imported

## SPECIFICATIONS

- Patch Views
  - Patch by channel
  - Patch by address
  - Patch by Device List (RDM)
  - Assign proportional patch value, curve, preheat value for intensity
  - Swap pan and tilt
  - Invert pan and tilt
  - Custom fixture editor
- Playback Status Display
  - Graphic representation of cue list status and past and future cues
- Cue List Index
- Effects Editor
- Group Editor
- Park Display
- Fader Display
  - Isolates display to active output by fader contribution
- Dimmer Monitoring

**PLAYBACK CONTROLS**

- Master Playback crossfade pair with two 60mm potentiometers, Go, Stop/Back and Load buttons
- Grand Master with Blackout
- Playback fader controls include:
  - Timing Disable
  - Off
  - Release
  - Manual Override
  - Rate
- A maximum of 300 submasters (additive or inhibitive) via integral faders

**MOVING LIGHT CONTROLS**

- On-Demand Moving Light controls include labeling and current parameter value on connected display monitor
- Flip and Home functions
- Parameters selectable on screen for mouse-based or touchscreen control or command-line actions

**MACROS**

- May be set to play background or foreground
- Startup and shutdown Macros

## SPECIFICATIONS

**MANUAL CONTROL**

- Channel selection from keypad
- Lists constructed with +, -, thru
- Intensity set with level wheel, keypad, “full” and “out”
- True LTP channel faders for direct hands-on intensity control
- Ordered groups
- Offset, including even, odd, random, reverse
- Sneak
- Remainder Dim and restore
- Home by parameter, parameter category or all non-intensity parameters
- Park at level
- Scaled park for temporary percentage adjustment
- ‘Recall’ from and ‘Copy’ to commands
- ‘About’ provides detailed view of selected channels or record targets
- Undo manual control, record, update and delete operations
- Lamp controls to strike, douse, calibrate fixtures

**PROGRAMMING FEATURES**

- Channel Functions
  - Non-Intensity parameters set via numeric entry or On-Demand Moving Light Controls
  - Color matching to gel selector or Hue/Saturation color picker
- Palette Functions
  - Record and Update functions
  - Toggle display to absolute data
  - Up to 99 decimal values may be inserted between any two whole numbers
  - Selective store to refine contents of record targets
- Effects
  - Create live or blind
  - Pattern-based relative dynamic effects
  - Absolute effects
  - Step effects
  - Cycle time, trail and grouping determine channel distribution and behavior when moving through effect
  - Duration of infinite, a specific amount of time or number of passes through pattern
  - Effect attributes to modify basic behavior
  - Channel Level overrides
  - Cue Level overrides
  - Entry mode determines how parameters enter effects
  - Exit mode determines how parameters depart effects
- Cue Recording
  - Record tracking or cue-only
  - Auto-playback recorded cues

## SPECIFICATIONS

- Auto-mark
- Block at cue, intensity or parameter level
- Follow times
- Out of sequence link
- Loop functions
- Preheat enable
- Twenty-part multi-part cues with default part assignment
- Cue level rate override
- Up to 99 decimal cues between every two complete numbered cues
- Execute List
  - Triggers macros with delay
  - Show-control triggers
  - Analog triggers
- Update and Update Trace functions
- Undo record and delete
- Submasters
  - Additive, inhibitive or effect submasters
  - Bump button timing to fade up, dwell and fade out
  - Exclusive and Shielded modes
  - Faders as progress controller or intensity master
  - Bump button to mark NPs
  - Independent status
- Curves
  - Assignable in patch to modify dimmer output ramp
  - Assignable at cue or cue part-level to modify intensity crossfade profile or non-intensity parameter ramping

**INTERFACES**

- Two DMX512 Ports (RDM ready)
- Two Ethernet ports (ETCNet2™, Net3™, Artnet and Avab UDP output protocols)
- Contact Closure triggers via D-Sub connector
- Two DVI video connectors support two external DVI displays (1280x1024) with optional touch or multi-touch control
- One Display Port connector
- Seven multipurpose USB ports
- Phone Remote
- Net3 Radio Focus Remote
- MIDI In/Out (Timecode, Show Control)
- Additional MIDI/SMPTE Time Code and Show Control through Net3 Gateway
- Additional contact closure (12 analog inputs, 12 SPDT contact outputs, RS-232) through Net3 Gateway
- One eSATA port

**ELECTRICAL**

- AC input (100-240V at 50/60 Hz)
- 2A at 120V or 1A at 240V maximum power consumption

PHYSICAL

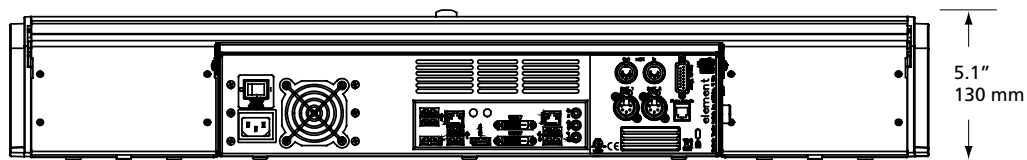
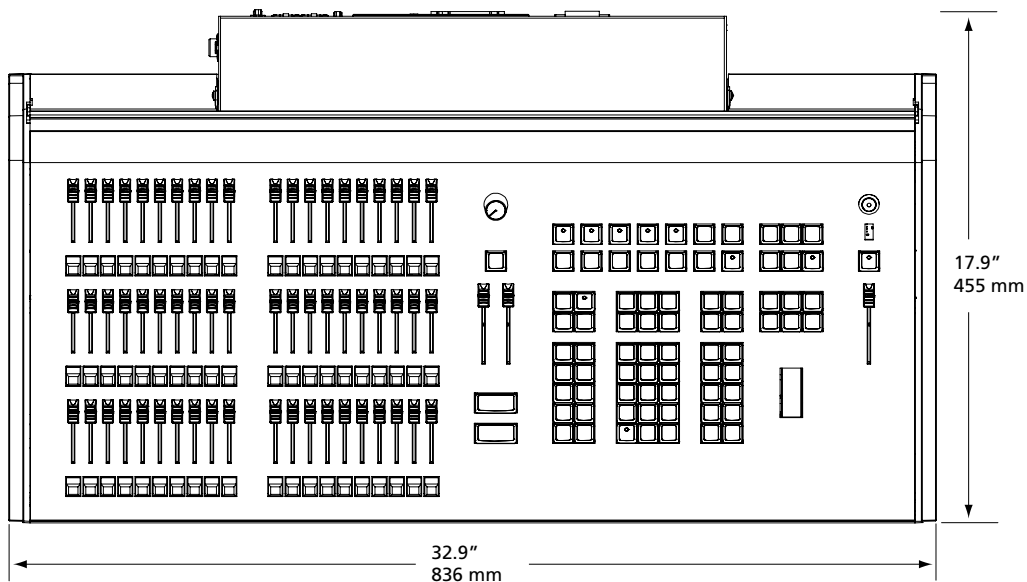
Element Console Dimensions\*

MODEL	HEIGHT		WIDTH		DEPTH	
	inches	mm	inches	mm	inches	mm
Element Console	5.1	130	32.9	836	17.9	455

Element Console Weights\*

MODEL	WEIGHT		SHIPPING WEIGHT	
	lbs	kgs	lbs	kgs
Element Console	30	13.6	37.5	17

\*Weights and dimensions typical



**Corporate Headquarters** • 3031 Pleasant View Rd, PO Box 620979, Middleton WI 53562 0979 USA • Tel +1 608 831 4116 • Fax +1 608 836 1736  
**London, UK** • Unit 26-28, Victoria Industrial Estate, Victoria Road, London W3 6UU, UK • Tel +44 (0) 20 8896 1000 • Fax +44 (0) 20 8896 2000  
**Rome, IT** • Via Pieve Torina, 48, 00156 Rome, Italy • Tel +39 (06) 32 111 683 • Fax +44 (0) 20 8752 8486

**Holzkirchen, DE** • Ohmstrasse 3, 83607 Holzkirchen, Germany • Tel +49 (80 24) 47 00-0 • Fax +49 (80 24) 47 00-3 00  
**Hong Kong** • Room 1801, 18/F, Tower 1 Phase 1, Enterprise Square, 9 Sheung Yuet Road, Kowloon Bay, Kowloon, Hong Kong • Tel +852 2799 1220 • Fax +852 2799 9325  
**Web** • www.etconnect.com • Copyright©2014 ETC. All Rights Reserved. All product information and specifications subject to change. 4330L1003 Rev K USA 04/14